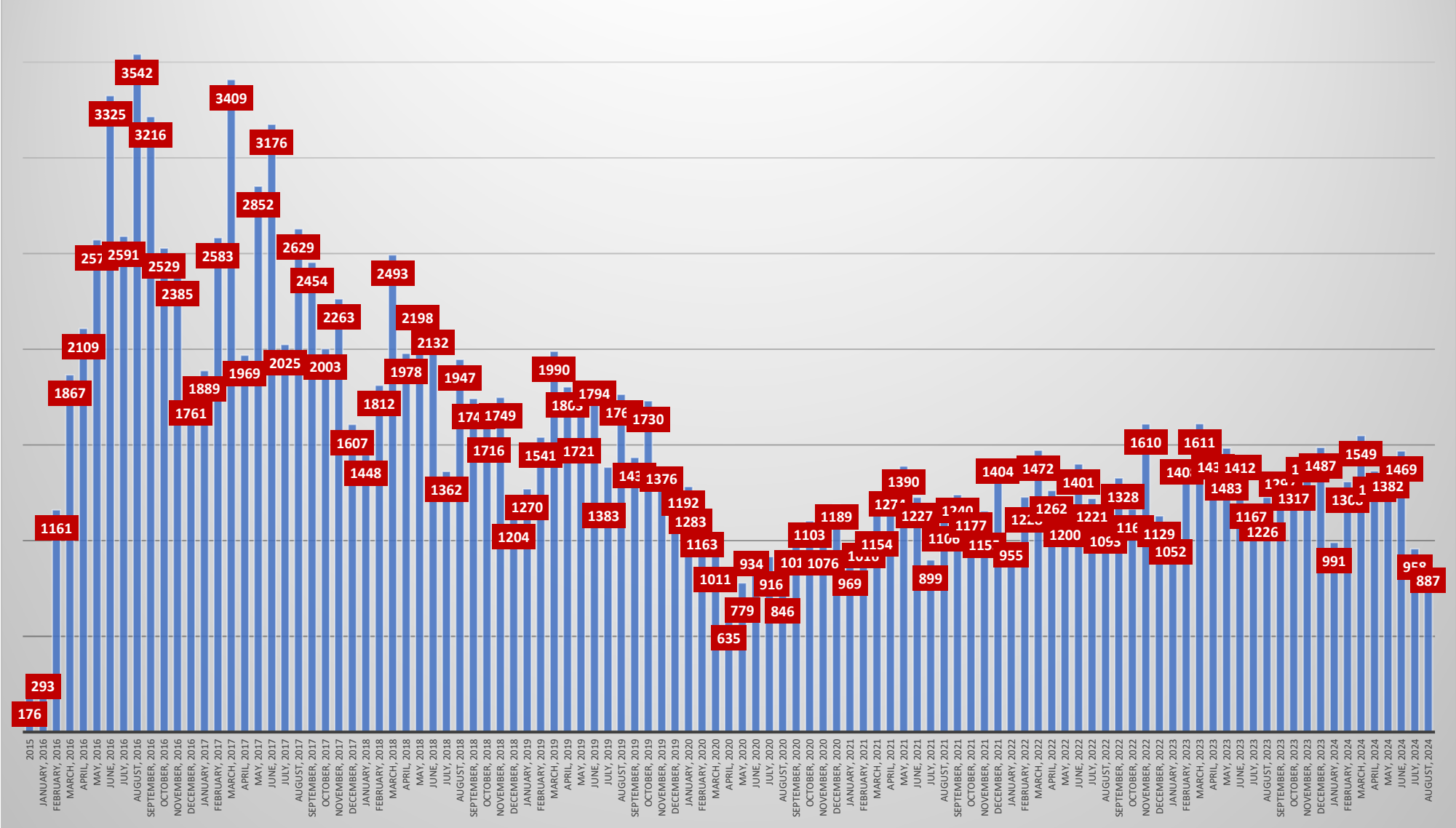


Cumulative Human Food Data		
Human Food		
Total Certificates Issued to Date	Total	164,586
	Domestic	95,453
	International	69,133
Certificates Issued Asynchronously Asynchronous certificate totals included with total certificates issued	Total	4,718
Part 2 Certificates Issued Part 2 certificate totals included with total certificates issued	Total	6,106
	Domestic	5,581
	International	525
Human Food v2.0 Certificates Issued (Pilot) HF v2.0 certificate totals included with total certificates issued	Total	50
	Domestic	49
	International	1
Participant Courses Completed		
Participant Courses Completed	Total	14,311
	Domestic	7,755
	International	6,556
Human Food v2.0 Pilot HF v2.0 course totals included with participant courses completed	Total	2
	Domestic	2
	International	0
v2.0 LI Courses Completed		
Part 1 Course Completions	Total	6,752
	Domestic	6,166
	International	586
Part 2 Courses Completed	Total	1,120
	Domestic	1,015
	International	105

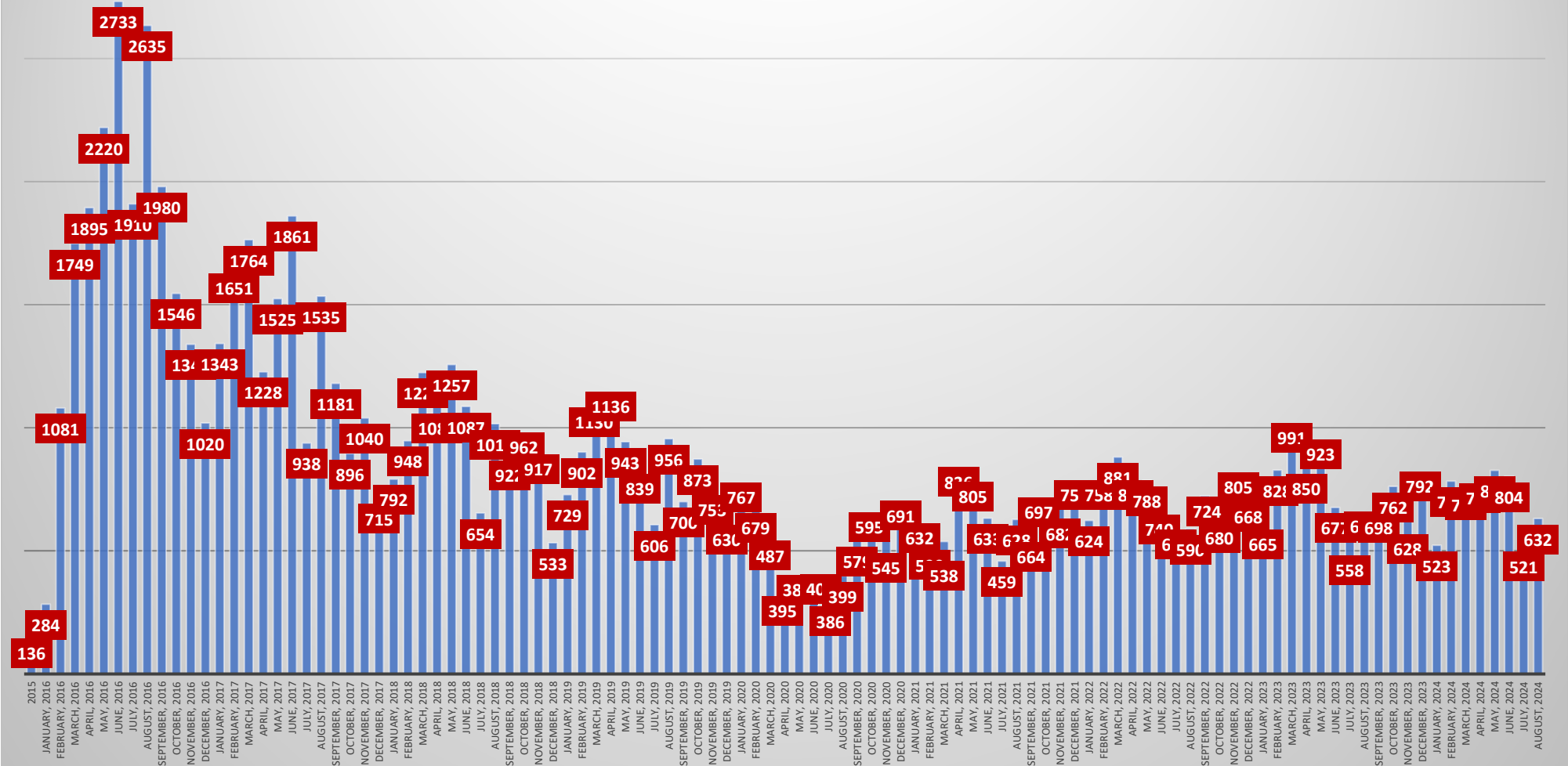
Lead Instructor		
Lead Instructor Certificates to Date	Total	2,310
	Domestic	1,382
	International	928
v2.0 Lead Instructor Certificates to Date HF v2.0 certificate total are included with lead instructor certificates issued to date	Total	0
	Domestic	0
	International	0
v2.0 Refresher Certificates to Date HF v2.0 certificate total are included with total certificates issued	Total	15
	Domestic	15
	International	0
LI Courses Completed	Total	110
	Domestic	72
	International	39
LI v2.0 Refresher Courses Completed	Total	1
	Domestic	1
	International	0
LI v2.0 Courses Completed HF v2.0 certificate total are included with total certificates issued	Total	0
	Domestic	0
	International	0

Human Food Total PCQI Certificates By Month



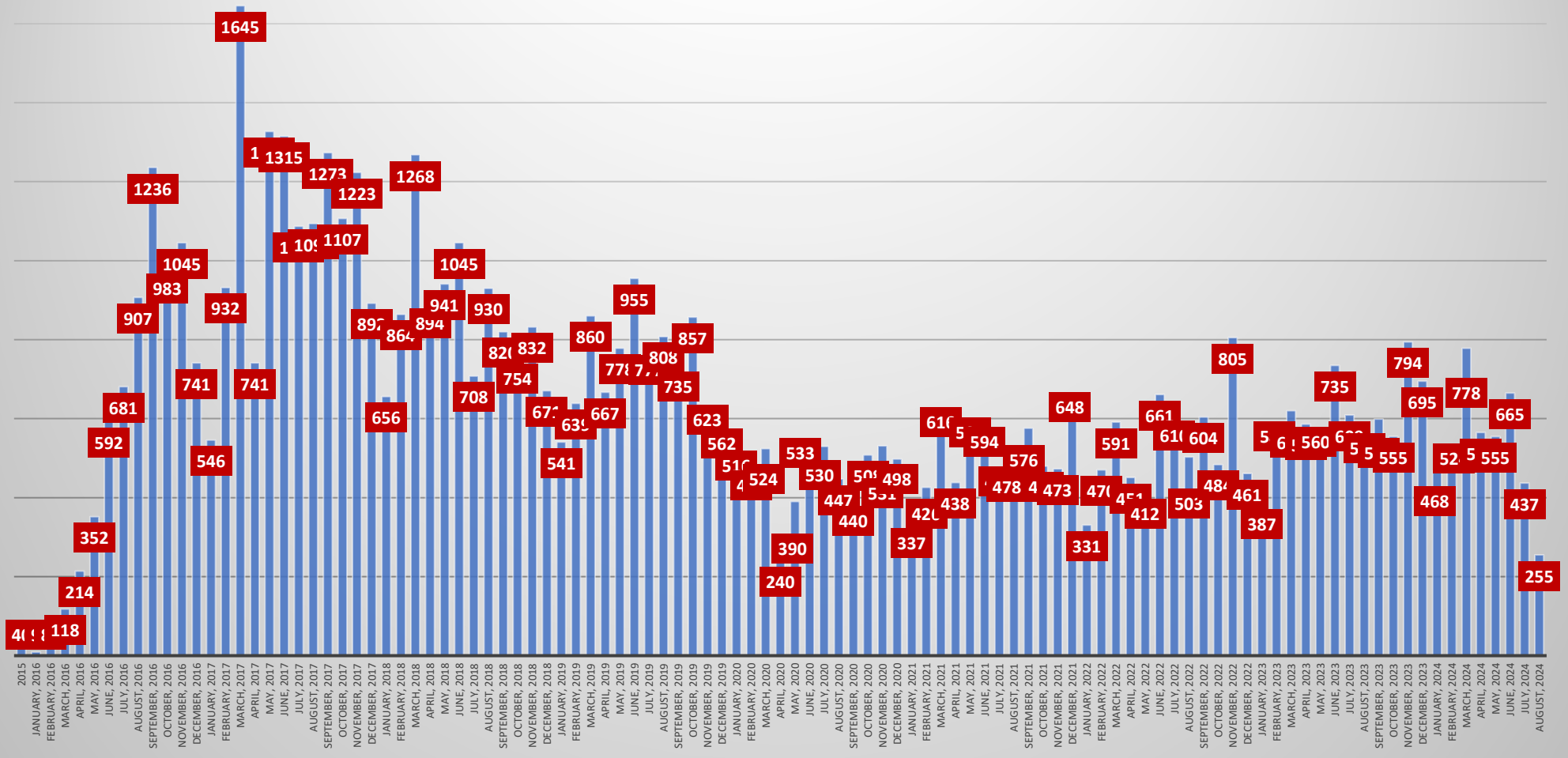
Data reported for the past 2-3 months are subject to change due to lag in submission of course rosters by instructors. Data reconciled quarterly.

Human Food Domestic PCQI Certificates By Month



Data reported for the past 2-3 months are subject to change due to lag in submission of course rosters by instructors. Data reconciled quarterly.

Human Food International PCQI Certificates By Month



Data reported for the past 2-3 months are subject to change due to lag in submission of course rosters by instructors. Data reconciled quarterly.

Human Food Data By Country			
Country	Lead instructors	Courses Completed	Certificates Issued
Afghanistan	0	0	2
Albania	0	0	2
Algeria	0	0	4
Andorra	0	0	1
Antigua and Barbuda	0	1	3
Argentina	14	79	999
Armenia	0	0	3
Australia	3	8	75
Austria	0	2	79
Azerbaijan	0	0	2
Bahamas	0	0	2
Bangladesh	3	1	51
Barbados	9	13	123
Belgium	4	23	165
Belize	0	3	37
Benin	1	4	32
Bolivia	0	6	149
Bosnia and Herzegovina	0	0	27
Botswana	0	0	2
Brazil	10	129	1,206
Bulgaria	1	4	23
Burkina Faso	0	0	3
Burundi	1	0	4
Cambodia	0	3	37
Cameroon	0	0	8
Canada	45	495	3,937
Cape Verde	0	0	4
Cayman Islands	1	0	8
Chile	21	172	1,733
China	107	349	5,191
Cocos (Keeling) Islands	0	0	1
Colombia	27	155	2,436
Congo, The Democratic Republic of the	0	0	1

Human Food Data By Country (cont.)			
Country	Lead instructors	Courses Completed	Certificates Issued
Costa Rica	13	101	989
Cote d'Ivoire	0	7	62
Croatia	1	9	40
Cuba	0	1	24
Cyprus	1	1	20
Czech Republic	0	0	6
Denmark	2	19	157
Dominican Republic	13	48	620
Ecuador	28	142	1,610
Egypt	6	19	190
El Salvador	11	38	332
Estonia	0	0	4
Eswatini	0	0	1
Ethiopia	1	1	18
Fiji	0	2	39
Finland	0	1	12
France	12	219	1,285
Gambia	1	1	29
Georgia	0	1	10
Germany	5	109	983
Ghana	10	2	32
Greece	6	45	349
Grenada	0	1	22
Guadeloupe	0	0	1
Guatemala	33	94	1,298
Guyana	0	4	62
Haiti	3	5	47
Honduras	9	29	506
Hong Kong	1	7	12

Human Food Data By Country (cont.)

Country	Lead instructors	Courses Completed	Certificates Issued
Hungary	2	11	42
India	131	319	2,921
Indonesia	3	98	626
Ireland	5	54	489
Israel	2	20	541
Italy	33	548	4,608
Jamaica	12	66	598
Japan	25	280	3,041
Jordan	0	1	11
Kenya	10	10	140
Korea, Democratic People's Republic of	0	0	35
Korea, Republic of	7	94	1,438
Latvia	0	0	2
Lebanon	3	7	162
Liberia	0	0	1
Liechtenstein	0	0	2
Lithuania	1	10	82
Luxembourg	0	3	38
Madagascar	2	9	125
Malawi	0	0	8
Malaysia	7	110	1,010
Maldives	0	1	17
Malta	0	0	1
Mauritius	1	4	51
Mexico	94	866	10,913
Micronesia, Federated States of	0	0	1
Monaco	0	0	2
Morocco	0	5	139
Mozambique	0	0	3
Myanmar	0	0	5

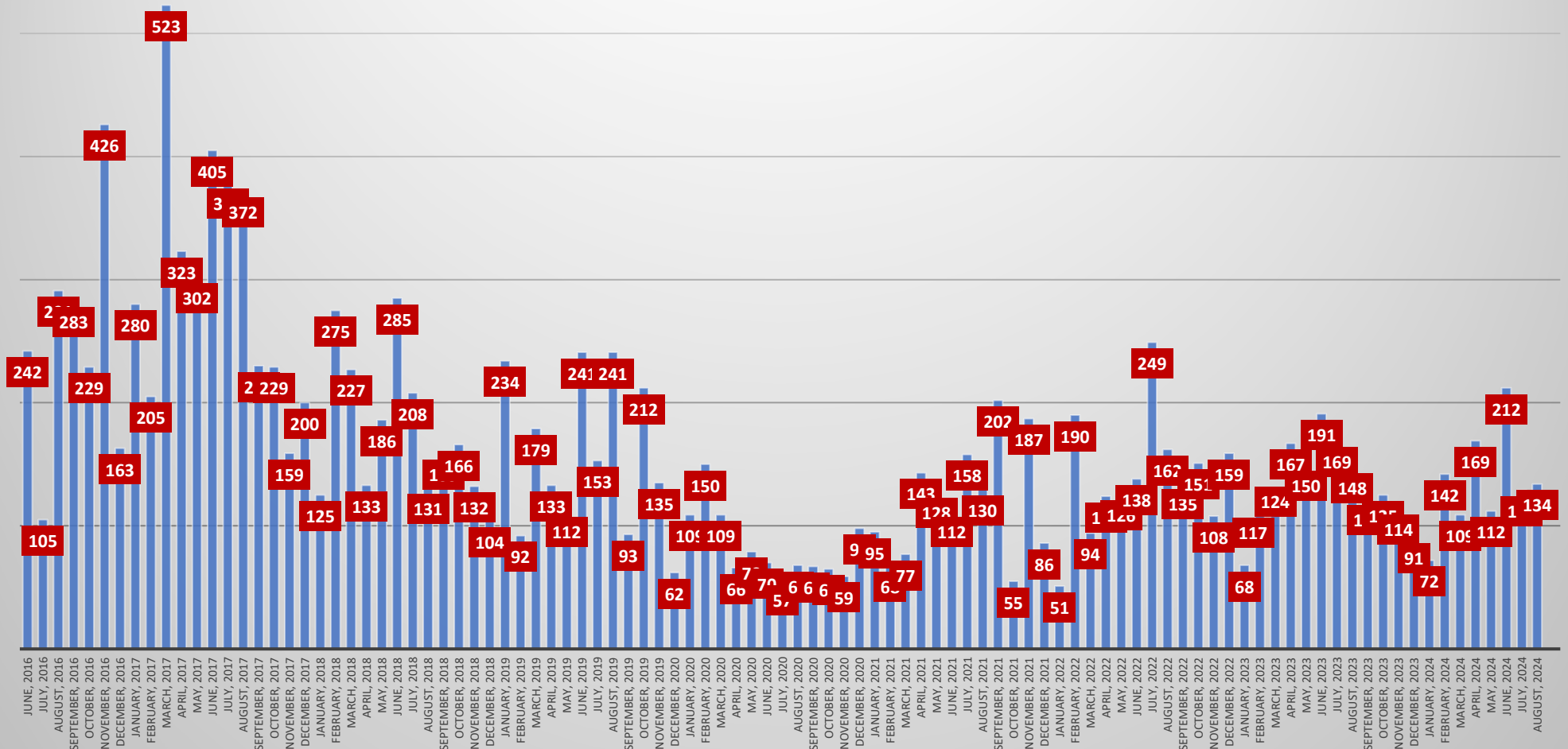
Human Food Data By Country (cont.)			
Country	Lead instructors	Courses Completed	Certificates Issued
Nepal	2	0	2
Netherlands	5	87	646
New Zealand	0	1	45
Nicaragua	0	14	238
Nigeria	1	0	38
North Macedonia	0	0	21
Norway	0	6	69
Oman	0	0	10
Pakistan	2	12	71
Panama	3	3	108
Papua New Guinea	0	0	2
Paraguay	10	18	362
Peru	46	164	1,754
Philippines	4	33	547
Poland	2	43	313
Portugal	2	25	268
Qatar	0	2	4
Romania	1	0	10
Russian Federation	0	0	5
Rwanda	0	0	46
Saint Lucia	1	0	2
Saudi Arabia	0	1	50
Senegal	0	0	1
Serbia	0	0	29
Singapore	2	17	220
Slovakia	0	0	7
Slovenia	0	1	16

Human Food Data By Country (cont.)

Country	Lead instructors	Courses Completed	Certificates Issued
South Africa	1	5	97
Spain	26	381	3,264
Sri Lanka	3	23	211
Sudan	0	0	6
Sweden	0	2	34
Switzerland	1	22	223
Taiwan	10	111	1,857
Tanzania, United Republic of	1	2	10
Thailand	23	254	3,237
Tonga	0	0	5
Trinidad and Tobago	9	31	261
Tunisia	0	1	40
Turkey	5	64	659
Turks and Caicos Islands	0	0	1
Uganda	3	0	17
Ukraine	1	0	11
United Arab Emirates	3	2	57
United Kingdom	10	58	476
United States	1,382	7,729	95,453
Uruguay	0	15	161
Uzbekistan	1	0	1
Venezuela	0	0	38
Vietnam	8	126	1,416
Zambia	1	0	5

Cumulative Animal Food Data		
Animal Food		
Total Certificates Issued to Date	Total	16,154
	Domestic	14,420
	International	1,734
Certificates Issued Asynchronously <small>Asynchronous certificate totals are included with total certificates issued</small>	Total	148
Part 2 Certificates Issued <small>Part 2 certificate totals are included with total certificates issued</small>	Total	723
	Domestic	704
	International	19
Participant Courses Completed		
Participant Courses Completed	Total	1,339
	Domestic	1,177
	International	162
Animal Food Blended		
Part 1 Course Completions	Total	820
	Domestic	794
	International	26
Part 2 Courses Completed	Total	155
	Domestic	154
	International	1
Lead Instructor		
Lead Instructor Certificates to Date	Total	362
	Domestic	287
	International	75
LI Courses Completed		
LI Courses Completed	Total	18
	Domestic	14
	International	4

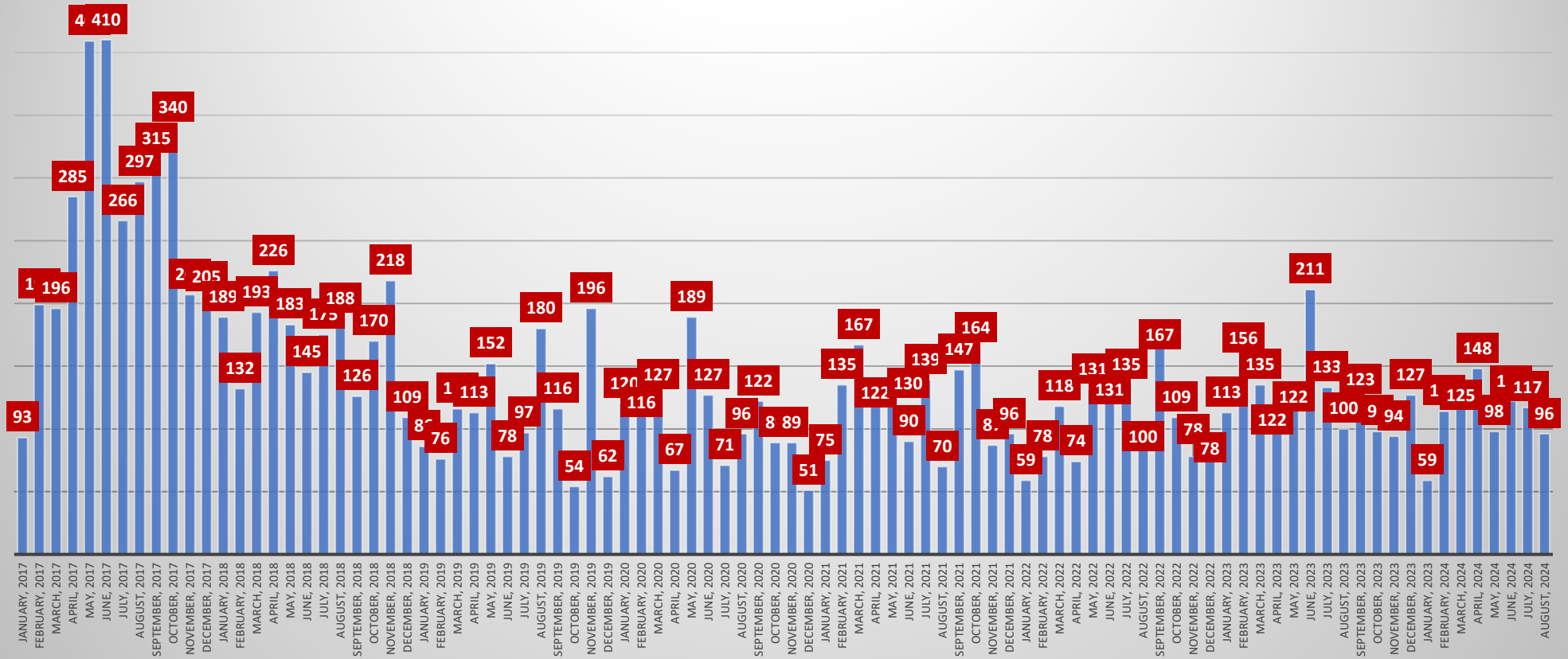
Animal Food Total PCQI Certificates By Month



Data reported for the past 2-3 months are subject to change due to lag in submission of course rosters by instructors. Data reconciled quarterly.

Cumulative FSVP Data		
FSVP		
Total Certificates Issued to Date	Total	12,959
	Domestic	10,853
	International	2,106
Certificates Issued Asynchronously <small>Asynchronous certificate totals included with total certificates issued</small>	Total	590
Part 2 Certificates Issued <small>Part 2 certificate totals included with total certificates issued</small>	Total	513
	Domestic	479
	International	34
Participant Courses Completed		
Participant Courses Completed	Total	1,550
	Domestic	1,306
	International	244
FSVP Blended		
Part 1 Course Completions	Total	638
	Domestic	586
	International	52
Part 2 Courses Completed	Total	147
	Domestic	146
	International	1
Lead Instructor		
Lead Instructor Certificates to Date	Total	379
	Domestic	318
	International	61
LI Courses Completed		
LI Courses Completed	Total	18
	Domestic	18
	International	0

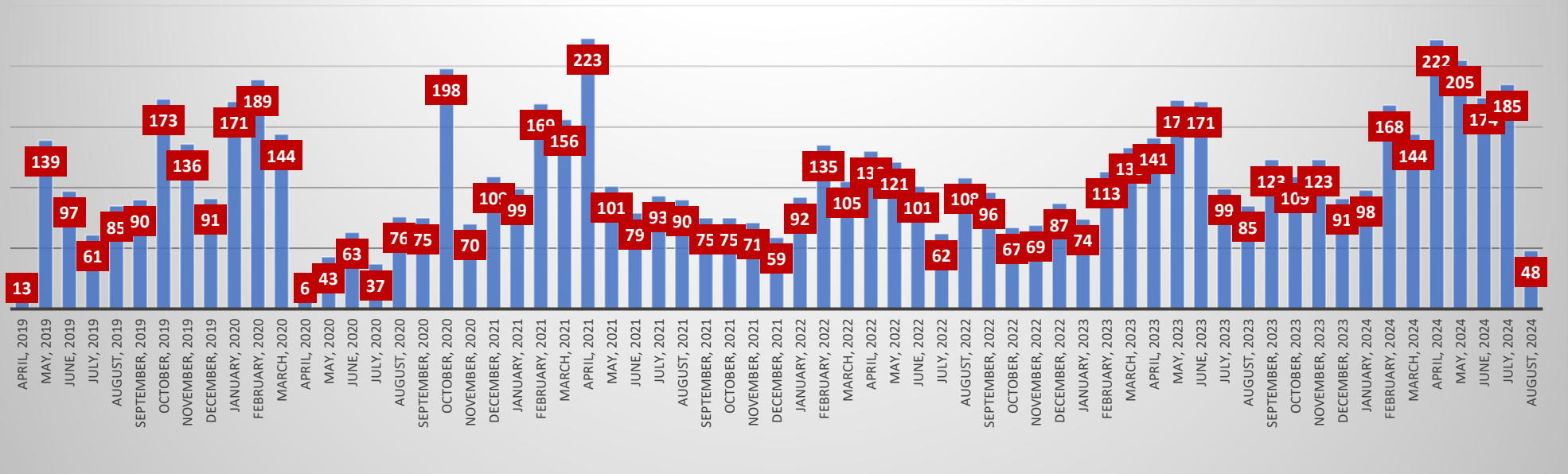
FSVP Total Certificates By Month



Data reported for the past 2-3 months are subject to change due to lag in submission of course rosters by instructors. Data reconciled quarterly.

Cumulative IAVA Data		
IAVA		
Total Certificates Issued to Date	Total	7,207
	Domestic	3,185
	International	4,022
Participant Courses Completed		
Participant Courses Completed	Total	892
	Domestic	432
	International	460
Lead Instructor		
Lead Instructor Certificates to Date	Total	97
	Domestic	63
	International	34
LI Courses Completed		
LI Courses Completed	Total	8
	Domestic	8
	International	0

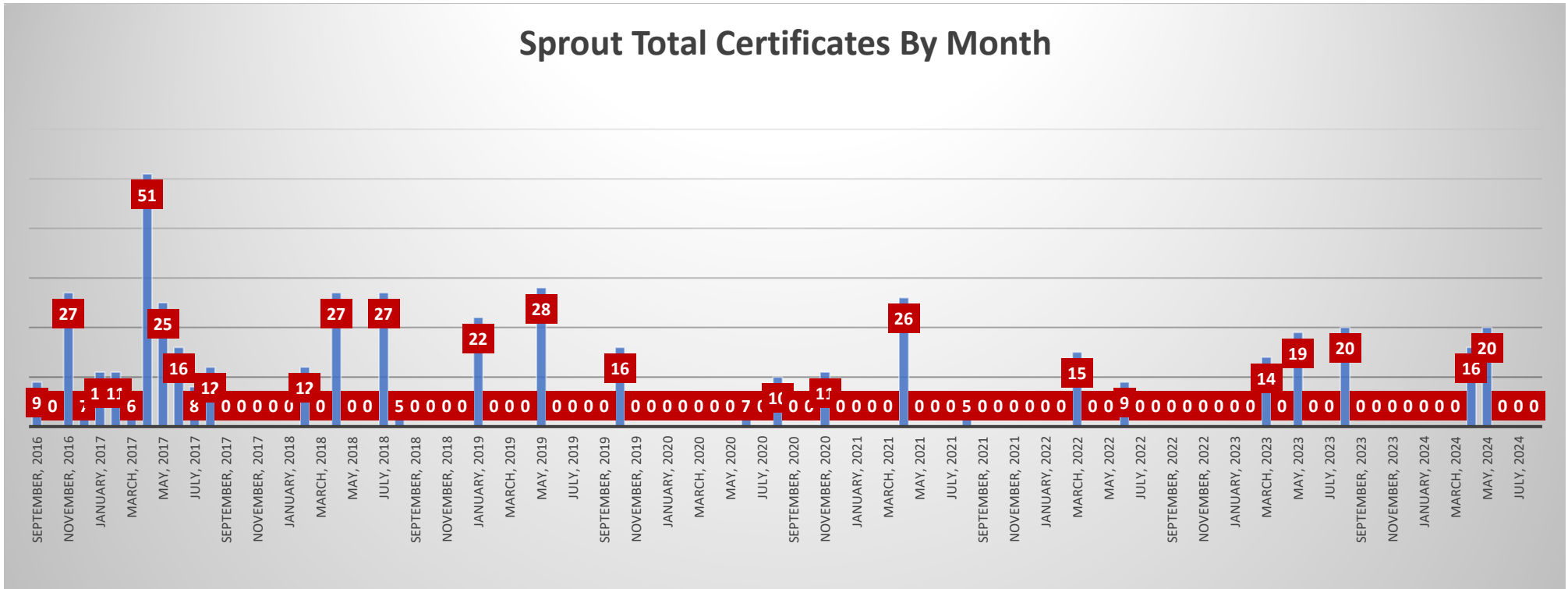
IAVA Total Certificates By Month



Data reported for the past 2-3 months are subject to change due to lag in submission of course rosters by instructors. Data reconciled quarterly.

Cumulative Sprout Data		
Sprout		
Total Certificates Issued to Date	Total	492
	Domestic	462
	International	30
Part 2 Certificates Issued <small>Part 2 certificate totals included with total certificates issued</small>	Total	261
	Domestic	258
	International	3
Participant Courses Completed	Total	41
	Domestic	41
	International	0
Sprout Blended		
Part 1 Course Completions	Total	318
	Domestic	315
	International	3
Part 2 Course Completions	Total	21
	Domestic	21
	International	0
Lead Instructor Certificates to Date	Total	40
	Domestic	37
	International	3
LI Courses Completed	Total	9
	Domestic	9
	International	0

Sprout Total Certificates By Month



Data reported for the past 2-3 months are subject to change due to lag in submission of course rosters by instructors. Data reconciled quarterly.

Intentional Adulteration		
Food Defense Awareness for the IA Rule	Number of times accessed	301,929
Food Defense Awareness for the IA Rule: Spanish	Number of times accessed	41,730
Overview of the Intentional Adulteration Rule (IA Rule)	Number of times accessed	90,989
FSPCA IA Conducting Vulnerability Assessments using Key Activity Types		
FSPCA IA Conducting Vulnerability Assessments using Key Activity Types	Completed	3,727
FSPCA IA Identification and Explanation of Mitigation Strategies	Completed	3,438
FSPCA IA Food Defense Plan Preparation and Reanalysis	Completed	1,834
Current Good Manufacturing Practices (CGMPs) for Animal Food Production		
	Total	105
	Domestic	101
	International	4