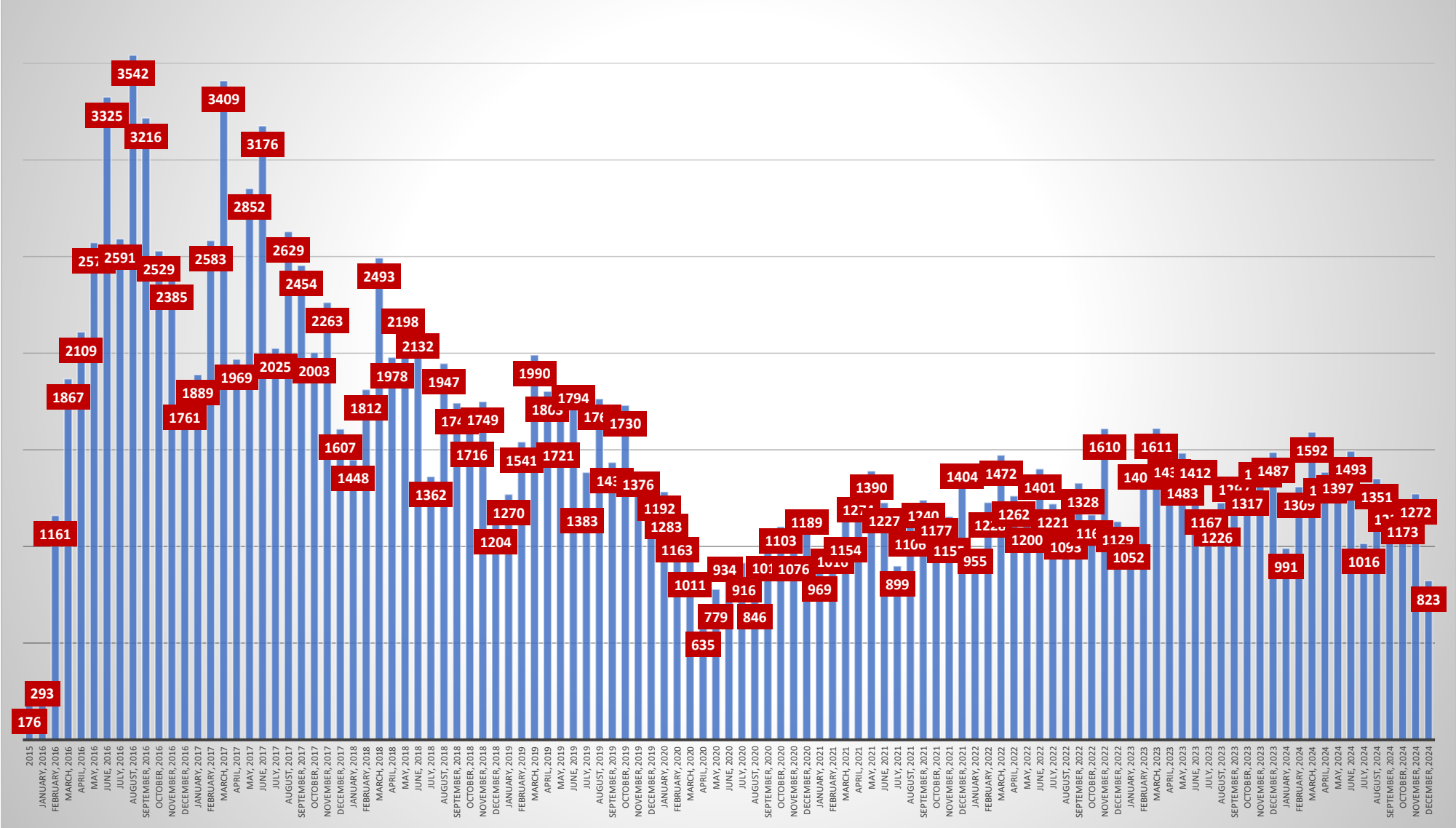


<b>Cumulative Human Food Data</b>		
<b>Human Food</b>		
Total Certificates Issued to Date	<b>Total</b>	169,787
	Domestic	98,169
	International	71,618
Certificates Issued Asynchronously Asynchronous certificate totals included with total certificates issued	<b>Total</b>	5,196
Part 2 Certificates Issued Part 2 certificate totals included with total certificates issued	<b>Total</b>	6,272
	Domestic	5,735
	International	537
Human Food v2.0 Certificates Issued (Pilot) HF v2.0 certificate totals included with total certificates issued	<b>Total</b>	50
	Domestic	49
	International	1
<b>Participant Courses Completed</b>		
Participant Courses Completed	<b>Total</b>	14,829
	Domestic	8,008
	International	6,821
Human Food v2.0 Pilot HF v2.0 course totals included with participant courses completed	<b>Total</b>	2
	Domestic	2
	International	0
<b>Human Food Blended</b>		
Part 1 Course Completions	<b>Total</b>	6,942
	Domestic	6,344
	International	598
Part 2 Courses Completed	<b>Total</b>	1,175
	Domestic	1,066
	International	109

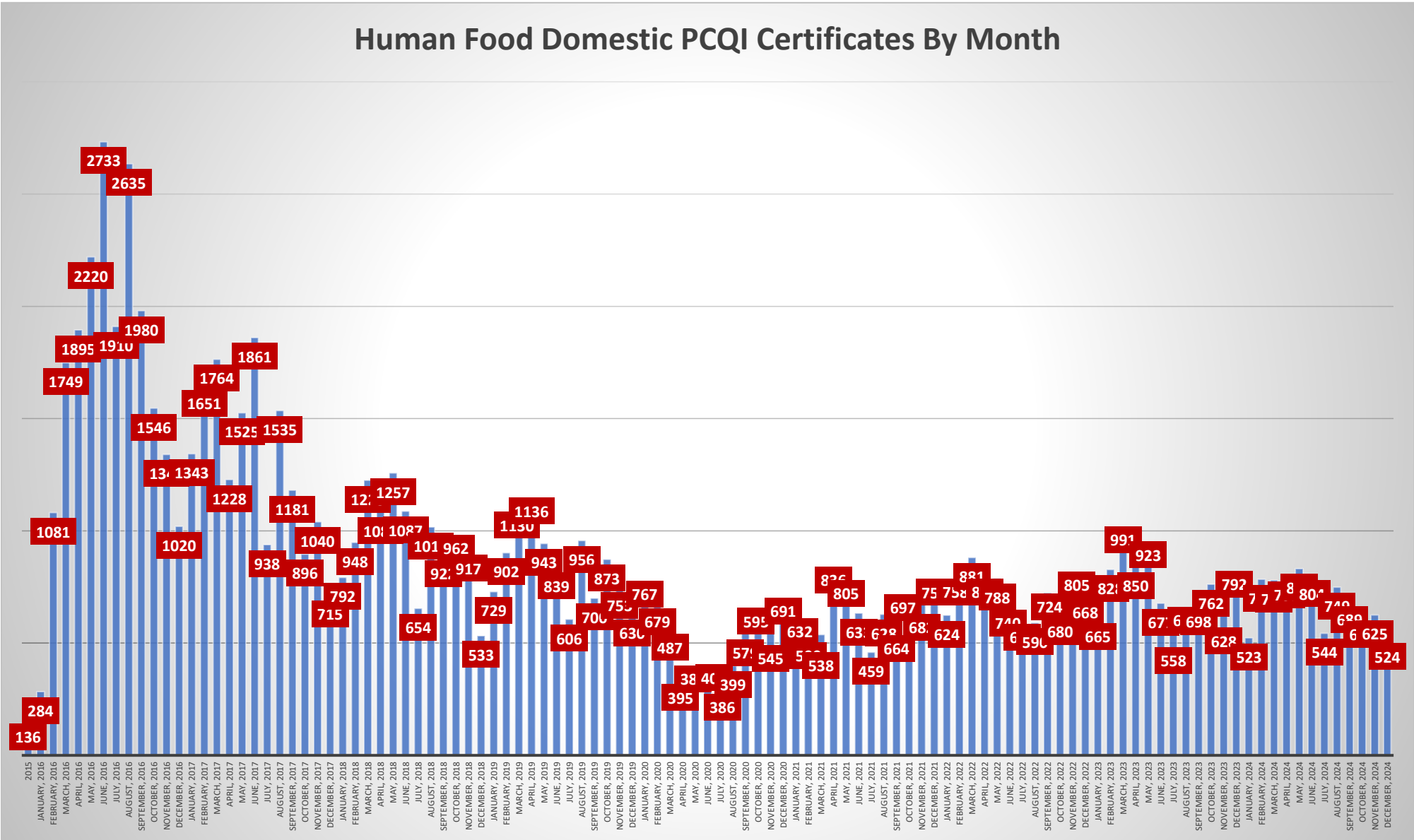
Lead Instructor		
Lead Instructor Certificates to Date	<b>Total</b>	2,293
	Domestic	1,370
	International	923
v2.0 Lead Instructor Certificates to Date <small>HF v2.0 certificate total are included with lead instructor certificates issued to date</small>	<b>Total</b>	0
	Domestic	0
	International	0
v2.0 Refresher Certificates to Date <small>HF v2.0 certificate total are included with total certificates issued</small>	<b>Total</b>	498
	Domestic	313
	International	185
LI Courses Completed	<b>Total</b>	110
	Domestic	72
	International	39
LI v2.0 Refresher Courses Completed	<b>Total</b>	27
	Domestic	27
	International	0
LI v2.0 Courses Completed <small>HF v2.0 certificate total are included with total certificates issued</small>	<b>Total</b>	0
	Domestic	0
	International	0

## Human Food Total PCQI Certificates By Month



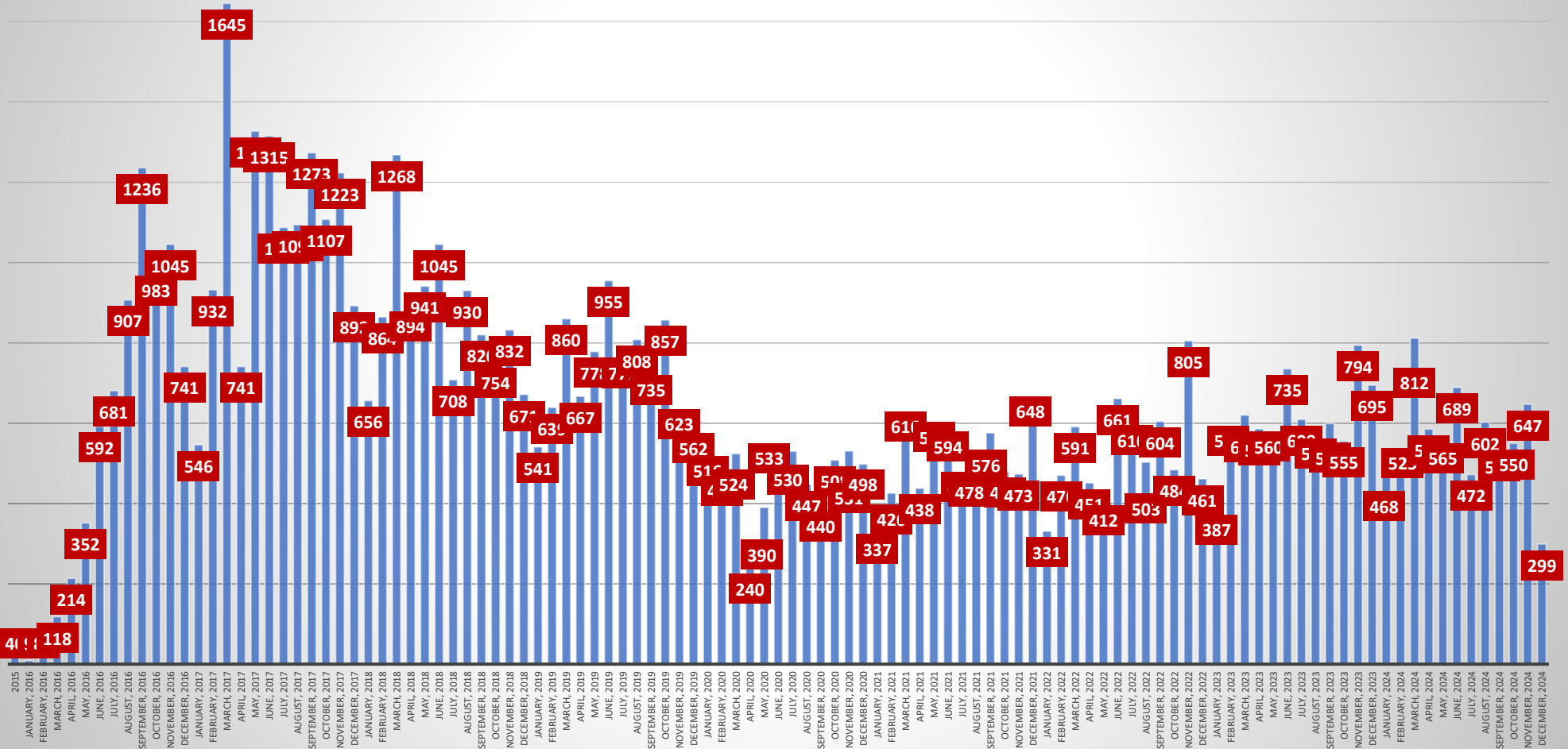
Data reported for the past 2-3 months are subject to change due to lag in submission of course rosters by instructors. Data reconciled quarterly.

## Human Food Domestic PCQI Certificates By Month



Data reported for the past 2-3 months are subject to change due to lag in submission of course rosters by instructors. Data reconciled quarterly.

### Human Food International PCQI Certificates By Month



Data reported for the past 2-3 months are subject to change due to lag in submission of course rosters by instructors. Data reconciled quarterly.

<b>Human Food Data By Country</b>			
<b>Country</b>	<b>Lead instructors</b>	<b>Courses Completed</b>	<b>Certificates Issued</b>
Afghanistan	0	0	2
Albania	0	0	2
Algeria	0	0	4
Andorra	0	0	1
Antigua and Barbuda	0	1	3
Argentina	14	80	1,018
Armenia	0	0	3
Australia	3	8	77
Austria	0	2	80
Azerbaijan	0	0	2
Bahamas	0	1	24
Bangladesh	3	1	51
Barbados	9	13	129
Belgium	4	27	181
Belize	0	3	37
Benin	1	4	32
Bolivia	0	6	151
Bosnia and Herzegovina	0	0	27
Botswana	0	0	2
Brazil	10	135	1,257
Bulgaria	1	4	23
Burkina Faso	0	0	3
Burundi	1	0	4
Cambodia	0	4	40
Cameroon	0	0	8
Canada	46	504	4,016
Cape Verde	0	0	4
Cayman Islands	1	0	8
Chile	21	180	1,814
China	107	367	5,374
Cocos (Keeling) Islands	0	0	1
Colombia	27	161	2,507
Congo, The Democratic Republic of the	0	0	2

<b>Human Food Data By Country (cont.)</b>			
<b>Country</b>	<b>Lead instructors</b>	<b>Courses Completed</b>	<b>Certificates Issued</b>
Costa Rica	13	106	1,040
Cote d'Ivoire	0	7	62
Croatia	1	9	40
Cuba	0	1	24
Cyprus	1	1	21
Czech Republic	0	0	8
Denmark	2	20	166
Dominica	0	1	1
Dominican Republic	13	53	644
Ecuador	28	145	1,649
Egypt	6	21	212
El Salvador	11	42	349
Estonia	0	0	4
Eswatini	0	0	1
Ethiopia	1	1	18
Fiji	0	3	57
Finland	0	1	13
France	12	227	1,328
Gambia	1	1	29
Georgia	0	1	10
Germany	5	117	1,059
Ghana	10	2	32
Greece	5	48	381
Grenada	0	1	22
Guadeloupe	0	0	1
Guam	1	0	0
Guatemala	33	97	1,366
Guyana	0	4	62
Haiti	2	5	47

### Human Food Data By Country (cont.)

Country	Lead instructors	Courses Completed	Certificates Issued
Honduras	8	31	545
Hong Kong	1	7	12
Hungary	2	12	44
India	129	335	3,059
Indonesia	3	101	646
Ireland	5	57	511
Israel	2	20	541
Italy	33	564	4,764
Jamaica	12	66	598
Japan	25	294	3,206
Jordan	0	1	11
Kazakhstan	0	0	1
Kenya	10	10	140
Korea, Democratic People's Republic of	0	0	33
Korea, Republic of	7	97	1,467
Kuwait	0	0	3
Latvia	0	0	2
Lebanon	3	7	162
Liberia	0	0	1
Liechtenstein	0	0	2
Lithuania	1	11	88
Luxembourg	0	3	37
Madagascar	2	10	132
Malawi	0	0	8
Malaysia	7	113	1,047
Maldives	0	1	17
Mali	0	0	1
Malta	0	0	1
Mauritius	1	4	51
Mexico	94	903	11,257



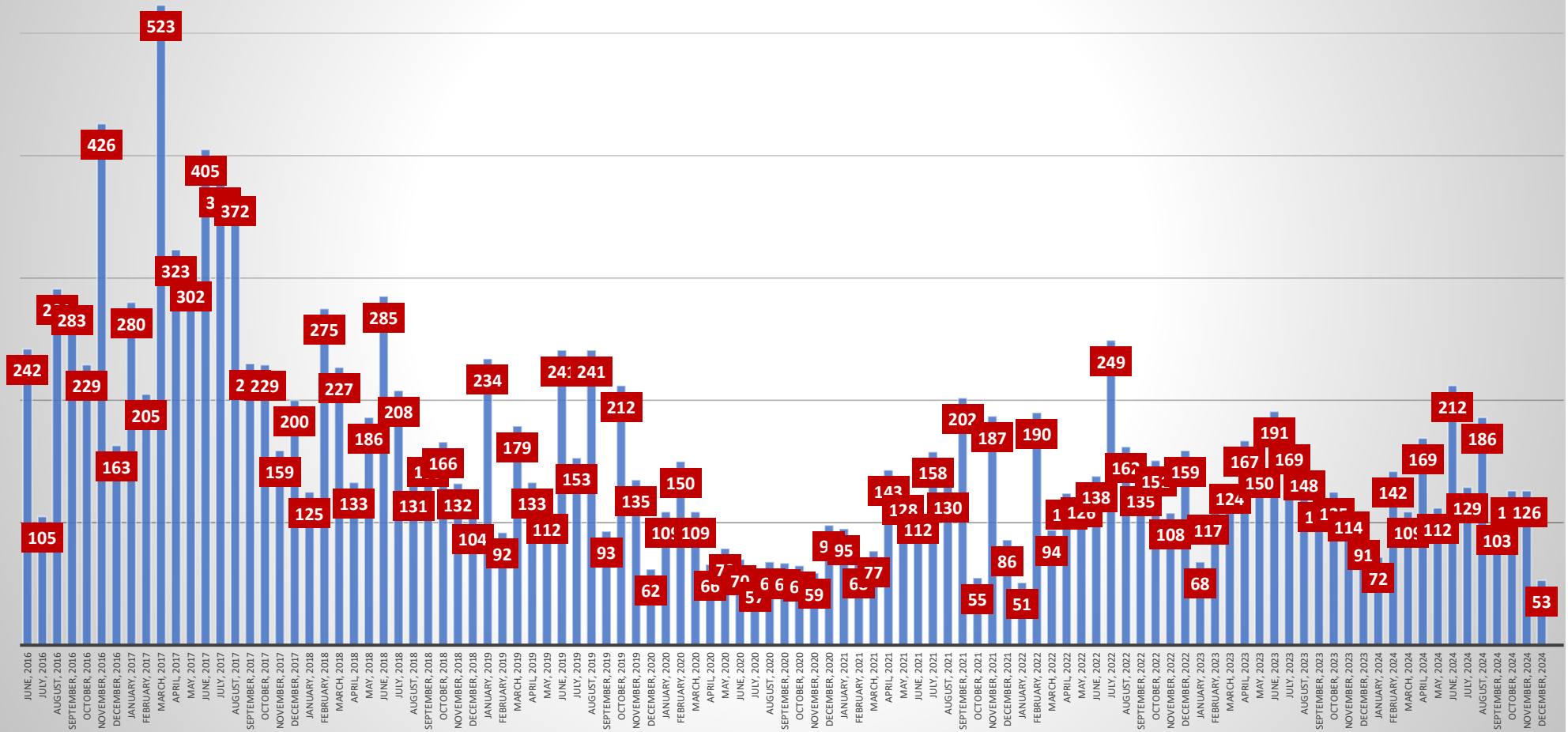
<b>Human Food Data By Country (cont.)</b>			
<b>Country</b>	<b>Lead instructors</b>	<b>Courses Completed</b>	<b>Certificates Issued</b>
Micronesia, Federated States of	0	0	1
Monaco	0	0	2
Morocco	0	6	157
Mozambique	0	0	3
Myanmar	0	0	5
Nepal	2	0	2
Netherlands	5	92	686
New Zealand	0	1	45
Nicaragua	0	14	239
Nigeria	1	0	38
North Macedonia	0	0	21
Norway	0	6	71
Oman	0	0	10
Pakistan	2	12	72
Panama	3	3	109
Papua New Guinea	0	0	2
Paraguay	10	18	364
Peru	46	171	1,787
Philippines	4	35	559
Poland	2	49	381
Portugal	2	26	282
Puerto Rico	0	1	3
Qatar	0	2	4
Romania	1	0	10
Russian Federation	0	0	5
Rwanda	0	0	46
Saint Lucia	1	0	3

### Human Food Data By Country (cont.)

Country	Lead instructors	Courses Completed	Certificates Issued
Saudi Arabia	0	1	50
Senegal	0	0	1
Serbia	0	0	31
Singapore	2	17	231
Slovakia	0	0	7
Slovenia	0	1	17
South Africa	1	5	102
Spain	24	395	3,364
Sri Lanka	3	23	211
Sudan	0	0	6
Sweden	0	2	35
Switzerland	1	23	235
Taiwan	10	114	1,907
Tanzania, United Republic of	1	2	10
Thailand	23	262	3,306
Tonga	0	0	5
Trinidad and Tobago	9	32	278
Tunisia	0	1	42
Turkey	5	80	721
Turks and Caicos Islands	0	0	1
Uganda	3	0	17
Ukraine	1	0	11
United Arab Emirates	3	2	60
United Kingdom	10	58	482
United States	1,370	7,982	98,169
Uruguay	0	15	165
Uzbekistan	1	0	1
Venezuela	0	0	38
Vietnam	8	130	1,451
Zambia	1	0	5
Zimbabwe	0	0	1

<b>Cumulative Animal Food Data</b>		
<b>Animal Food</b>		
Total Certificates Issued to Date	<b>Total</b>	16,614
	Domestic	14,858
	International	1,756
Certificates Issued Asynchronously <small>Asynchronous certificate totals are included with total certificates issued</small>	<b>Total</b>	198
Part 2 Certificates Issued <small>Part 2 certificate totals are included with total certificates issued</small>	<b>Total</b>	780
	Domestic	758
	International	22
<b>Participant Courses Completed</b>		
Participant Courses Completed	<b>Total</b>	1,392
	Domestic	1,226
	International	166
<b>Animal Food Blended</b>		
Part 1 Course Completions	<b>Total</b>	881
	Domestic	855
	International	26
Part 2 Courses Completed	<b>Total</b>	166
	Domestic	165
	International	1
<b>Lead Instructor</b>		
Lead Instructor Certificates to Date	<b>Total</b>	362
	Domestic	287
	International	75
<b>LI Courses Completed</b>		
LI Courses Completed	<b>Total</b>	18
	Domestic	14
	International	4

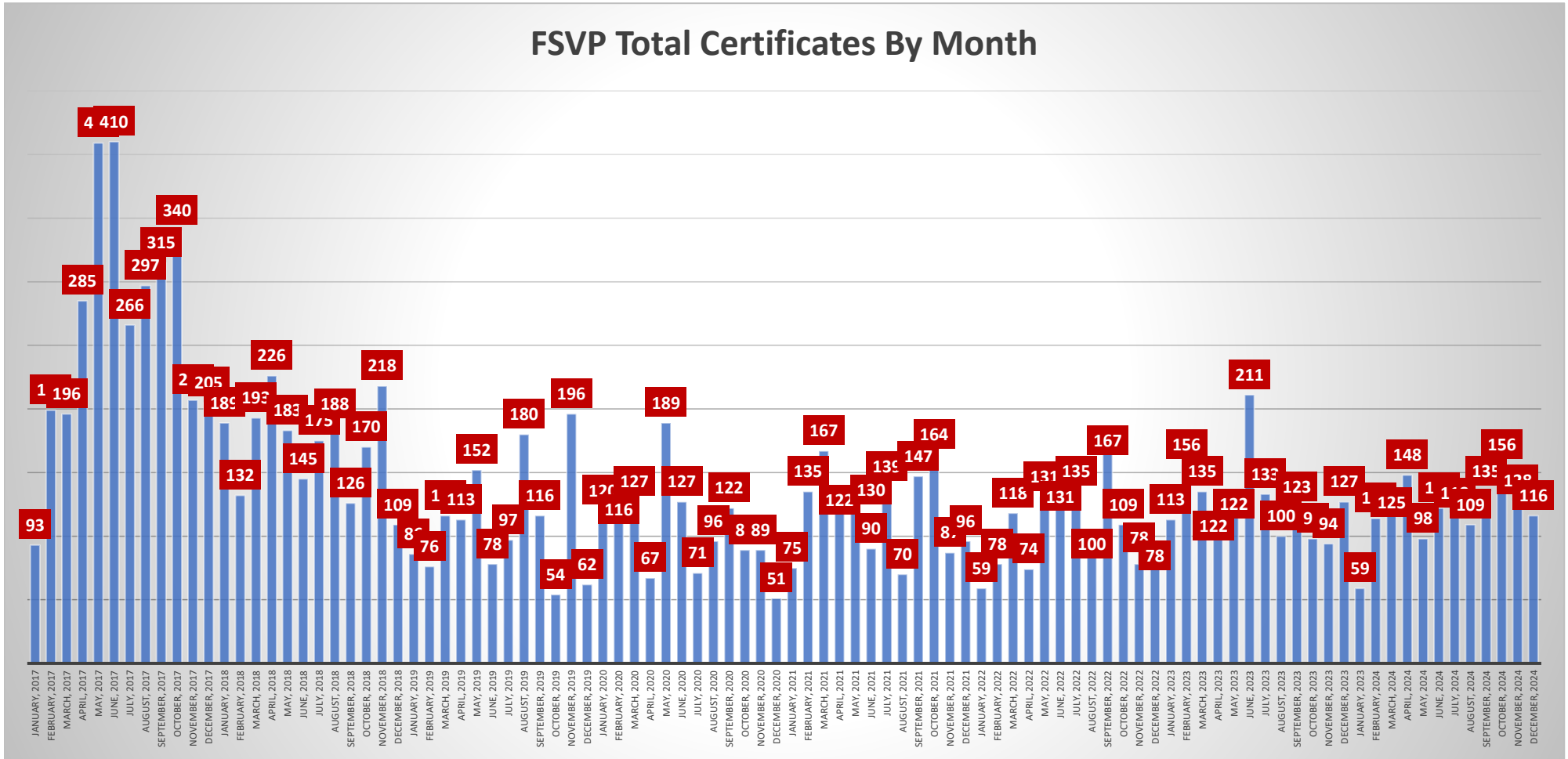
### Animal Food Total PCQI Certificates By Month



Data reported for the past 2-3 months are subject to change due to lag in submission of course rosters by instructors. Data reconciled quarterly.

<b>Cumulative FSVP Data</b>		
<b>FSVP</b>		
Total Certificates Issued to Date	<b>Total</b>	13,508
	Domestic	11,295
	International	2,213
Certificates Issued Asynchronously <small>Asynchronous certificate totals included with total certificates issued</small>	<b>Total</b>	703
Part 2 Certificates Issued <small>Part 2 certificate totals included with total certificates issued</small>	<b>Total</b>	537
	Domestic	503
	International	34
<b>Participant Courses Completed</b>		
Participant Courses Completed	<b>Total</b>	1,615
	Domestic	1,356
	International	259
<b>FSVP Blended</b>		
Part 1 Course Completions	<b>Total</b>	659
	Domestic	607
	International	52
Part 2 Courses Completed	<b>Total</b>	158
	Domestic	156
	International	2
<b>Lead Instructor</b>		
Lead Instructor Certificates to Date	<b>Total</b>	379
	Domestic	318
	International	61
<b>LI Courses Completed</b>		
LI Courses Completed	<b>Total</b>	18
	Domestic	18
	International	0

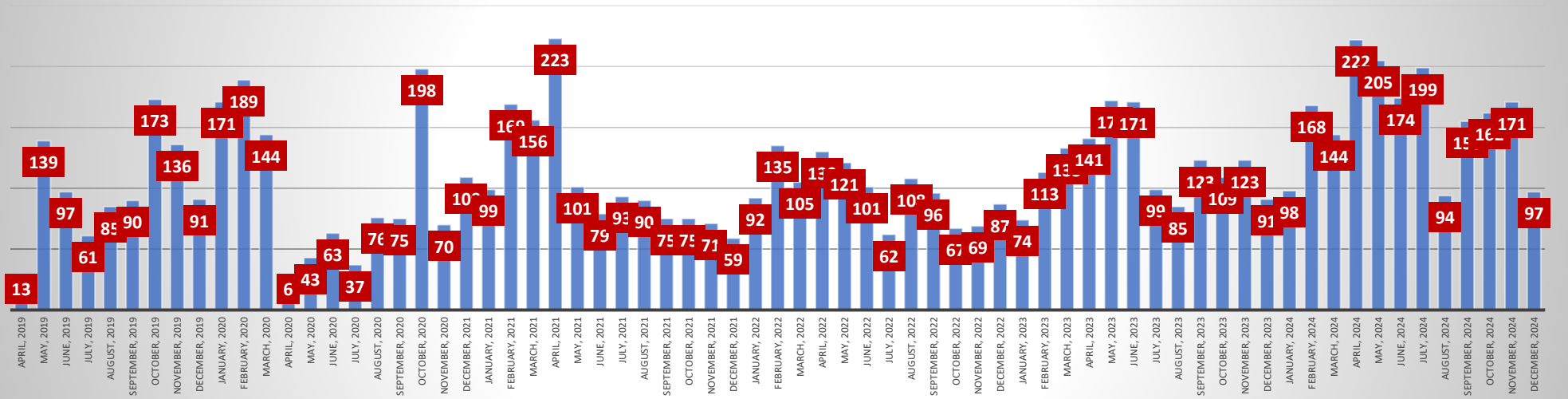
### FSVP Total Certificates By Month



Data reported for the past 2-3 months are subject to change due to lag in submission of course rosters by instructors. Data reconciled quarterly.

<b>Cumulative IAVA Data</b>		
<b>IAVA</b>		
Total Certificates Issued to Date	<b>Total</b>	7,852
	Domestic	3,382
	International	4,470
<b>Participant Courses Completed</b>		
Participant Courses Completed	<b>Total</b>	988
	Domestic	464
	International	524
<b>Lead Instructor</b>		
Lead Instructor Certificates to Date	<b>Total</b>	98
	Domestic	63
	International	35
<b>LI Courses Completed</b>		
LI Courses Completed	<b>Total</b>	8
	Domestic	8
	International	0

### IAVA Total Certificates By Month

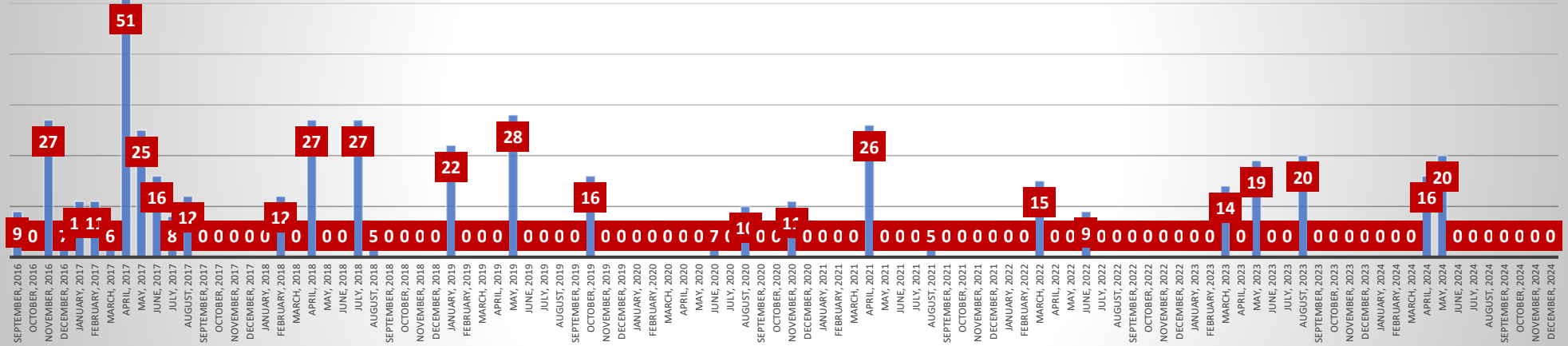


Data reported for the past 2-3 months are subject to change due to lag in submission of course rosters by instructors. Data reconciled quarterly.



<b>Cumulative Sprout Data</b>		
<b>Sprout</b>		
Total Certificates Issued to Date	<b>Total</b>	492
	Domestic	462
	International	30
Part 2 Certificates Issued <small>Part 2 certificate totals included with total certificates issued</small>	<b>Total</b>	261
	Domestic	258
	International	3
Participant Courses Completed	<b>Total</b>	43
	Domestic	41
	International	2
<b>Sprout Blended</b>		
Part 1 Course Completions	<b>Total</b>	322
	Domestic	319
	International	3
Part 2 Course Completions	<b>Total</b>	21
	Domestic	21
	International	0
Lead Instructor Certificates to Date	<b>Total</b>	40
	Domestic	37
	International	3
LI Courses Completed	<b>Total</b>	9
	Domestic	9
	International	0

### Sprout Total Certificates By Month



Data reported for the past 2-3 months are subject to change due to lag in submission of course rosters by instructors. Data reconciled quarterly.

<b>Intentional Adulteration</b>		
Food Defense Awareness for the IA Rule	Number of times accessed	<b>315,910</b>
Food Defense Awareness for the IA Rule: Spanish	Number of times accessed	<b>43,906</b>
Overview of the Intentional Adulteration Rule (IA Rule)	Number of times accessed	<b>93,650</b>
<b>FSPCA IA Conducting Vulnerability Assessments using Key Activity Types</b>		
FSPCA IA Conducting Vulnerability Assessments using Key Activity Types	Completed	3,844
FSPCA IA Identification and Explanation of Mitigation Strategies	Completed	3,551
FSPCA IA Food Defense Plan Preparation and Reanalysis	Completed	1,961
<b>Current Good Manufacturing Practices (CGMPs) for Animal Food Production</b>		
	<b>Total</b>	<b>106</b>
	Domestic	102
	International	4