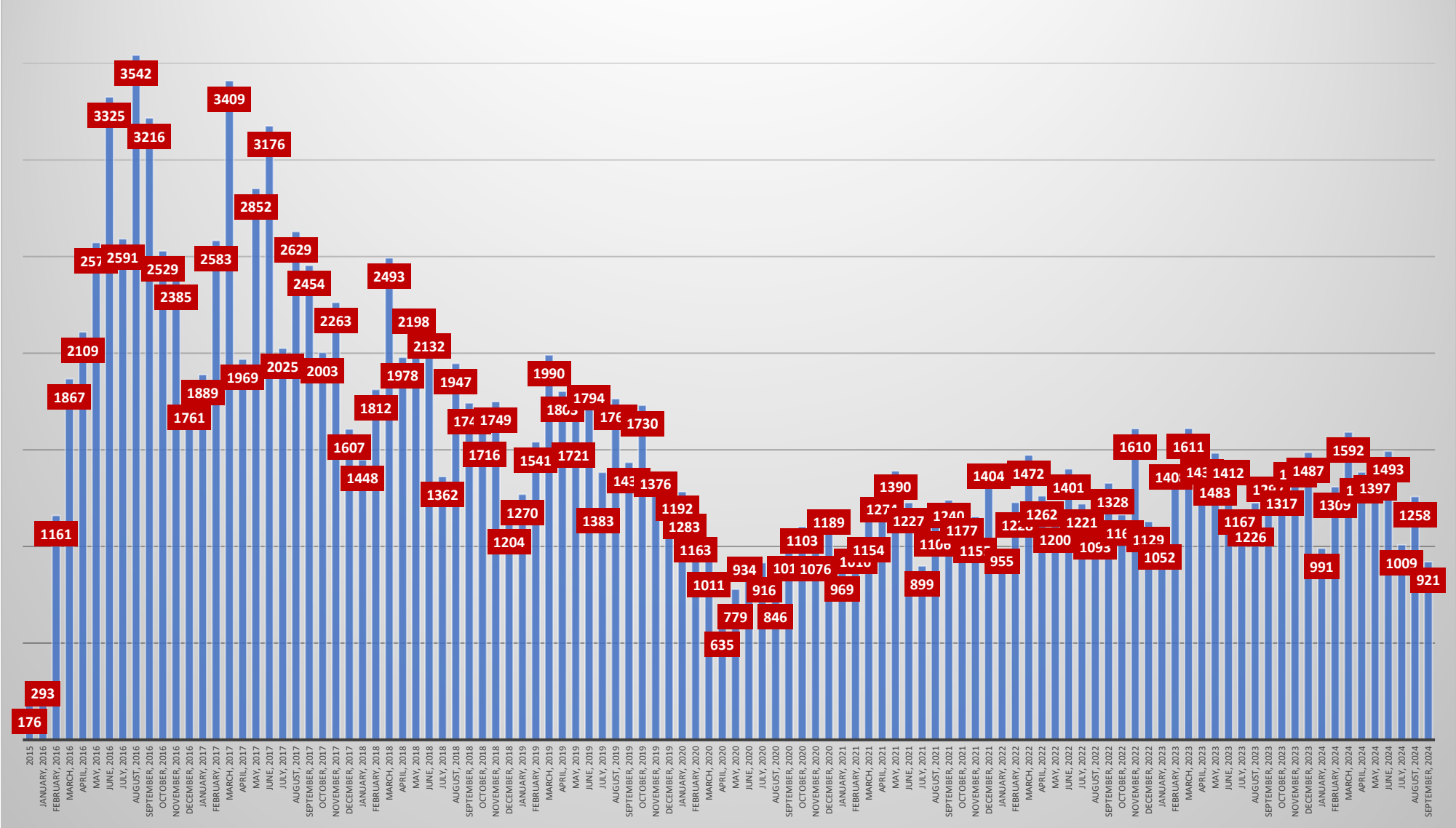


<b>Cumulative Human Food Data</b>		
<b>Human Food</b>		
Total Certificates Issued to Date	<b>Total</b>	165,960
	Domestic	96,162
	International	69,798
Certificates Issued Asynchronously Asynchronous certificate totals included with total certificates issued	<b>Total</b>	4,852
Part 2 Certificates Issued Part 2 certificate totals included with total certificates issued	<b>Total</b>	6,161
	Domestic	5,630
	International	531
Human Food v2.0 Certificates Issued (Pilot) HF v2.0 certificate totals included with total certificates issued	<b>Total</b>	50
	Domestic	49
	International	1
<b>Participant Courses Completed</b>		
Participant Courses Completed	<b>Total</b>	14,450
	Domestic	7,818
	International	6,632
Human Food v2.0 Pilot HF v2.0 course totals included with participant courses completed	<b>Total</b>	2
	Domestic	2
	International	0
<b>Human Food Blended</b>		
Part 1 Course Completions	<b>Total</b>	6,832
	Domestic	6,242
	International	590
Part 2 Courses Completed	<b>Total</b>	1,136
	Domestic	1,028
	International	108

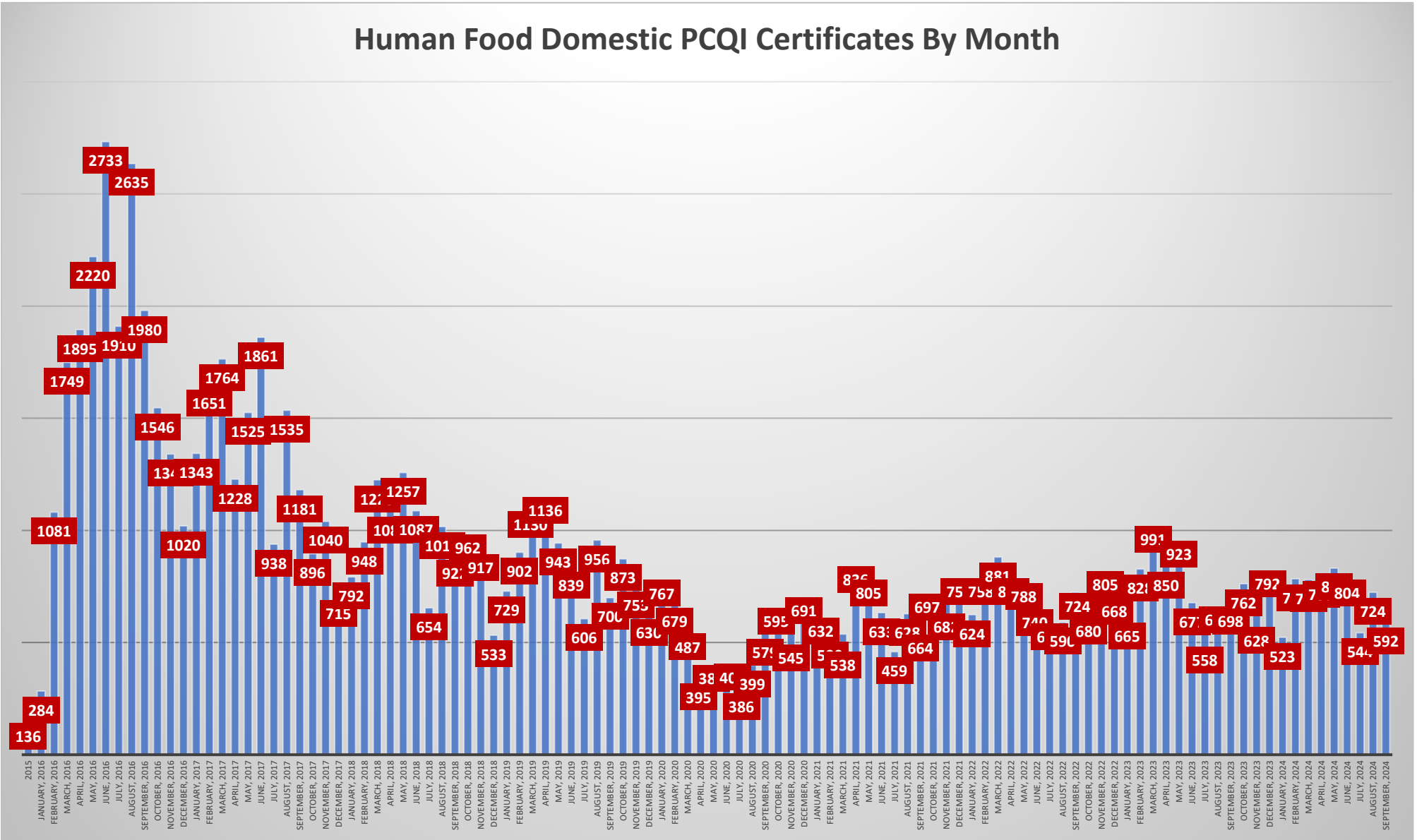
Lead Instructor		
Lead Instructor Certificates to Date	<b>Total</b>	2,310
	Domestic	1,376
	International	934
v2.0 Lead Instructor Certificates to Date HF v2.0 certificate total are included with lead instructor certificates issued to date	<b>Total</b>	0
	Domestic	0
	International	0
v2.0 Refresher Certificates to Date HF v2.0 certificate total are included with total certificates issued	<b>Total</b>	15
	Domestic	15
	International	0
LI Courses Completed	<b>Total</b>	110
	Domestic	72
	International	39
LI v2.0 Refresher Courses Completed	<b>Total</b>	1
	Domestic	1
	International	0
LI v2.0 Courses Completed HF v2.0 certificate total are included with total certificates issued	<b>Total</b>	0
	Domestic	0
	International	0

## Human Food Total PCQI Certificates By Month



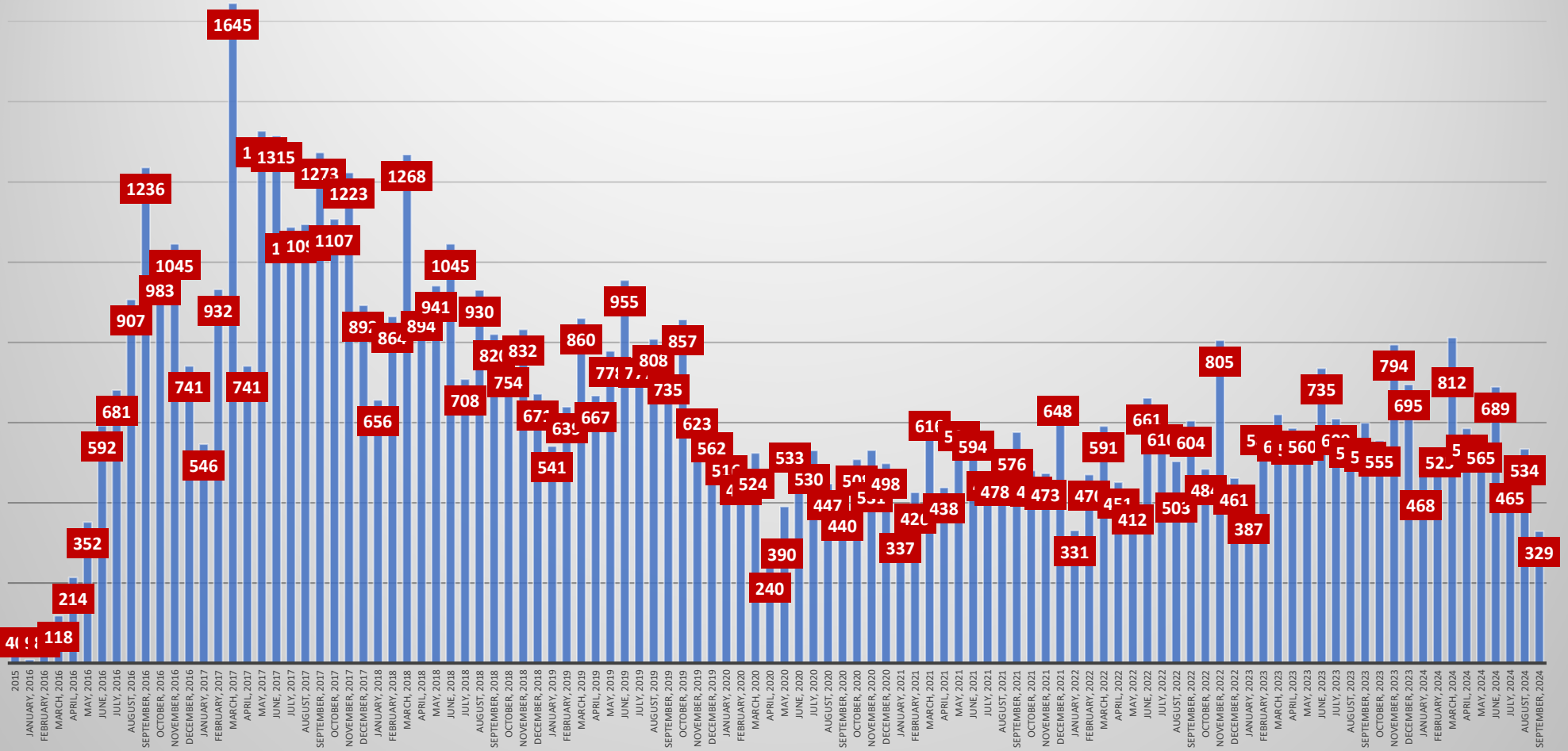
Data reported for the past 2-3 months are subject to change due to lag in submission of course rosters by instructors. Data reconciled quarterly.

### Human Food Domestic PCQI Certificates By Month



Data reported for the past 2-3 months are subject to change due to lag in submission of course rosters by instructors. Data reconciled quarterly.

### Human Food International PCQI Certificates By Month



Data reported for the past 2-3 months are subject to change due to lag in submission of course rosters by instructors. Data reconciled quarterly.

<b>Human Food Data By Country</b>			
<b>Country</b>	<b>Lead instructors</b>	<b>Courses Completed</b>	<b>Certificates Issued</b>
Afghanistan	0	0	2
Albania	0	0	2
Algeria	0	0	4
Andorra	0	0	1
Antigua and Barbuda	0	1	3
Argentina	14	79	1,001
Armenia	0	0	3
Australia	3	8	76
Austria	0	2	80
Azerbaijan	0	0	2
Bahamas	0	1	24
Bangladesh	3	1	51
Barbados	9	13	123
Belgium	4	26	169
Belize	0	3	37
Benin	1	4	32
Bolivia	0	6	149
Bosnia and Herzegovina	0	0	27
Botswana	0	0	2
Brazil	10	131	1,227
Bulgaria	1	4	23
Burkina Faso	0	0	3
Burundi	1	0	4
Cambodia	0	3	37
Cameroon	0	0	8
Canada	45	498	3,954
Cape Verde	0	0	4
Cayman Islands	1	0	8
Chile	21	173	1,752
China	107	356	5,261
Cocos (Keeling) Islands	0	0	1
Colombia	27	159	2,475
Congo, The Democratic Republic of the	0	0	2

<b>Human Food Data By Country (cont.)</b>			
<b>Country</b>	<b>Lead instructors</b>	<b>Courses Completed</b>	<b>Certificates Issued</b>
Costa Rica	13	101	994
Cote d'Ivoire	0	7	62
Croatia	1	9	40
Cuba	0	1	24
Cyprus	1	1	20
Czech Republic	0	0	8
Denmark	2	20	164
Dominican Republic	13	50	627
Ecuador	28	143	1,617
Egypt	6	20	201
El Salvador	11	39	337
Estonia	0	0	4
Eswatini	0	0	1
Ethiopia	1	1	18
Fiji	0	2	39
Finland	0	1	12
France	12	221	1,300
Gambia	1	1	29
Georgia	0	1	10
Germany	5	112	1,006
Ghana	10	2	32
Greece	6	45	351
Grenada	0	1	22
Guadeloupe	0	0	1
Guatemala	33	94	1,310
Guyana	0	4	62
Haiti	3	5	47
Honduras	9	30	520
Hong Kong	1	7	12

### Human Food Data By Country (cont.)

Country	Lead instructors	Courses Completed	Certificates Issued
Hungary	2	11	42
India	129	325	2,964
Indonesia	3	99	635
Ireland	5	54	489
Israel	2	20	541
Italy	33	552	4,631
Jamaica	12	66	598
Japan	25	286	3,101
Jordan	0	1	11
Kenya	10	10	140
Korea, Democratic People's Republic of	0	0	35
Korea, Republic of	7	94	1,438
Latvia	0	0	2
Lebanon	3	7	162
Liberia	0	0	1
Liechtenstein	0	0	2
Lithuania	1	10	82
Luxembourg	0	3	38
Madagascar	2	10	130
Malawi	0	0	8
Malaysia	7	112	1,045
Maldives	0	1	17
Malta	0	0	1
Mauritius	1	4	51
Mexico	94	875	11,011
Micronesia, Federated States of	0	0	1
Monaco	0	0	2
Morocco	0	5	139
Mozambique	0	0	3
Myanmar	0	0	5



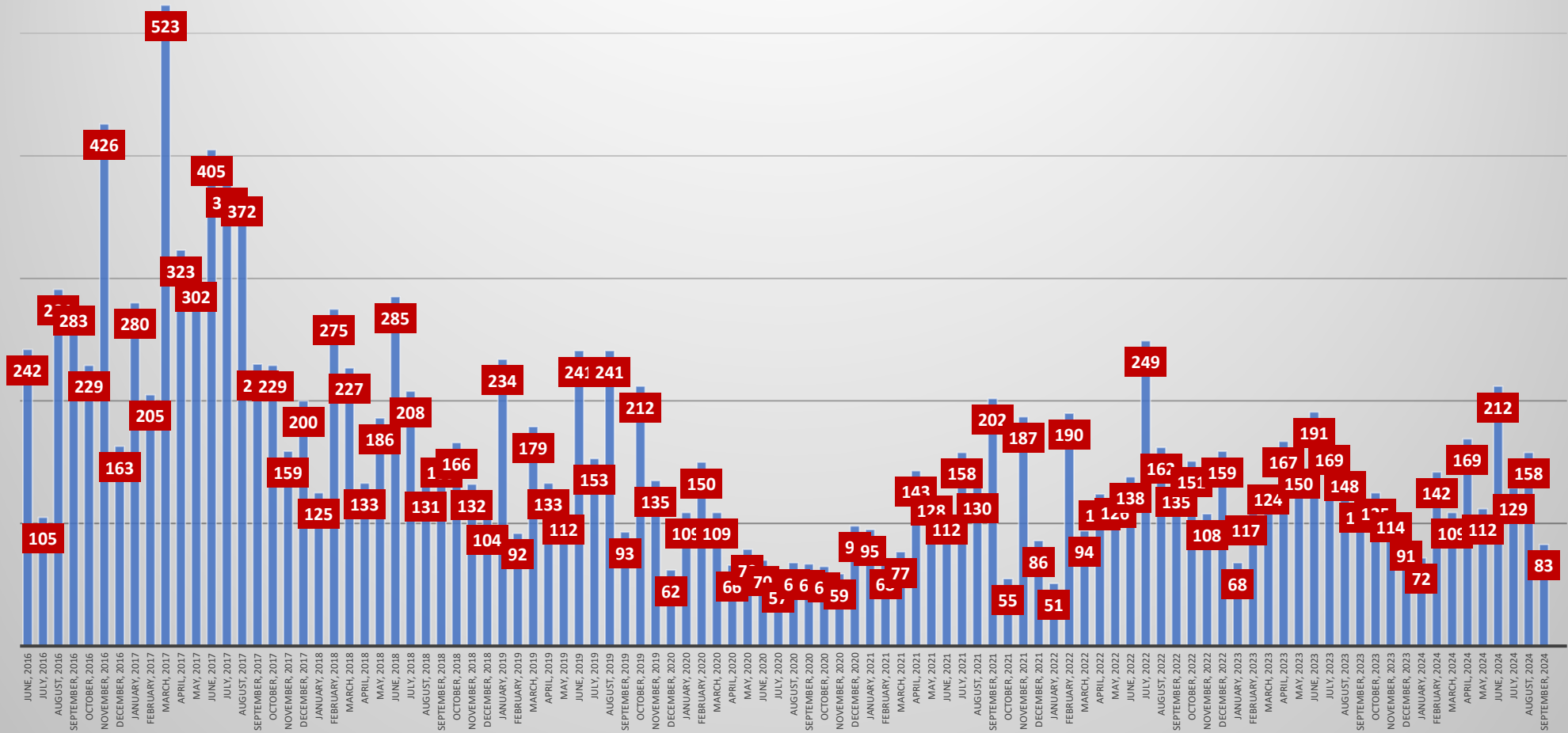
<b>Human Food Data By Country (cont.)</b>			
<b>Country</b>	<b>Lead instructors</b>	<b>Courses Completed</b>	<b>Certificates Issued</b>
Nepal	2	0	2
Netherlands	5	88	654
New Zealand	0	1	45
Nicaragua	0	14	238
Nigeria	1	0	38
North Macedonia	0	0	21
Norway	0	6	71
Oman	0	0	10
Pakistan	2	12	71
Panama	3	3	109
Papua New Guinea	0	0	2
Paraguay	10	18	364
Peru	46	166	1,767
Philippines	4	34	552
Poland	2	44	325
Portugal	2	25	269
Qatar	0	2	4
Romania	1	0	10
Russian Federation	0	0	5
Rwanda	0	0	46
Saint Lucia	1	0	2
Saudi Arabia	0	1	50
Senegal	0	0	1
Serbia	0	0	30
Singapore	2	17	220
Slovakia	0	0	7
Slovenia	0	1	16

### Human Food Data By Country (cont.)

Country	Lead instructors	Courses Completed	Certificates Issued
South Africa	1	5	100
Spain	24	383	3,279
Sri Lanka	3	23	211
Sudan	0	0	6
Sweden	0	2	34
Switzerland	1	22	224
Taiwan	10	111	1,858
Tanzania, United Republic of	1	2	10
Thailand	23	254	3,237
Tonga	0	0	5
Trinidad and Tobago	9	31	261
Tunisia	0	1	41
Turkey	5	76	678
Turks and Caicos Islands	0	0	1
Uganda	3	0	17
Ukraine	1	0	11
United Arab Emirates	3	2	57
United Kingdom	10	58	476
United States	1,376	7,792	96,162
Uruguay	0	15	161
Uzbekistan	2	0	1
Venezuela	0	0	38
Vietnam	16	126	1,416
Zambia	2	0	5

<b>Cumulative Animal Food Data</b>		
<b>Animal Food</b>		
Total Certificates Issued to Date	<b>Total</b>	16,261
	Domestic	14,525
	International	1,736
Certificates Issued Asynchronously <small>Asynchronous certificate totals are included with total certificates issued</small>	<b>Total</b>	161
Part 2 Certificates Issued <small>Part 2 certificate totals are included with total certificates issued</small>	<b>Total</b>	727
	Domestic	706
	International	21
<b>Participant Courses Completed</b>		
Participant Courses Completed	<b>Total</b>	1,349
	Domestic	1,187
	International	162
<b>Animal Food Blended</b>		
Part 1 Course Completions	<b>Total</b>	834
	Domestic	808
	International	26
Part 2 Courses Completed	<b>Total</b>	157
	Domestic	156
	International	1
<b>Lead Instructor</b>		
Lead Instructor Certificates to Date	<b>Total</b>	362
	Domestic	287
	International	75
LI Courses Completed	<b>Total</b>	18
	Domestic	14
	International	4

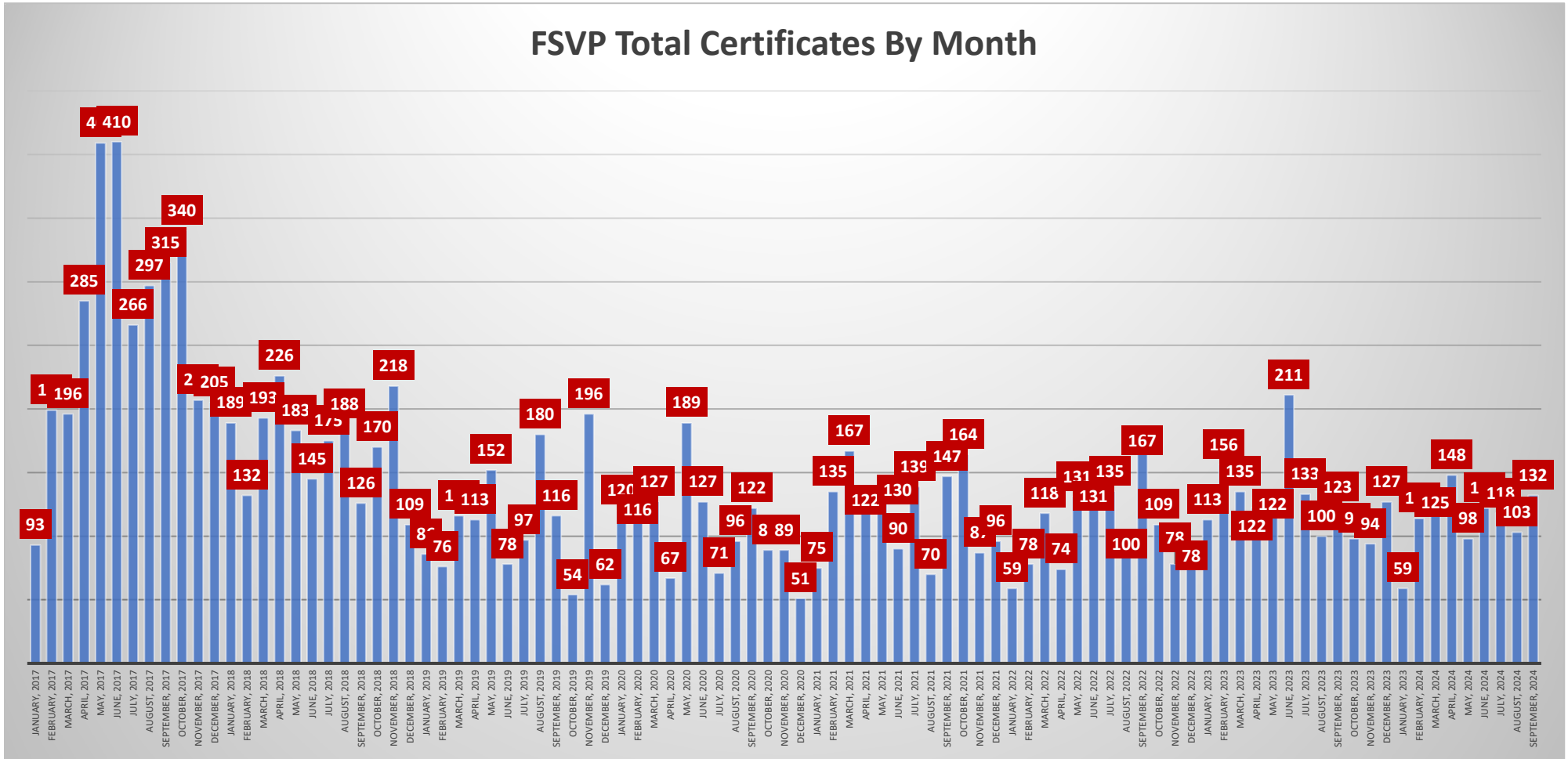
### Animal Food Total PCQI Certificates By Month



Data reported for the past 2-3 months are subject to change due to lag in submission of course rosters by instructors. Data reconciled quarterly.

<b>Cumulative FSVP Data</b>		
<b>FSVP</b>		
Total Certificates Issued to Date	<b>Total</b>	13,099
	Domestic	10,937
	International	2,162
Certificates Issued Asynchronously <small>Asynchronous certificate totals included with total certificates issued</small>	<b>Total</b>	615
Part 2 Certificates Issued <small>Part 2 certificate totals included with total certificates issued</small>	<b>Total</b>	518
	Domestic	484
	International	34
<b>Participant Courses Completed</b>		
Participant Courses Completed	<b>Total</b>	1,565
	Domestic	1,317
	International	248
<b>FSVP Blended</b>		
Part 1 Course Completions	<b>Total</b>	647
	Domestic	595
	International	52
Part 2 Courses Completed	<b>Total</b>	150
	Domestic	149
	International	1
<b>Lead Instructor</b>		
Lead Instructor Certificates to Date	<b>Total</b>	379
	Domestic	318
	International	61
<b>LI Courses Completed</b>		
LI Courses Completed	<b>Total</b>	18
	Domestic	18
	International	0

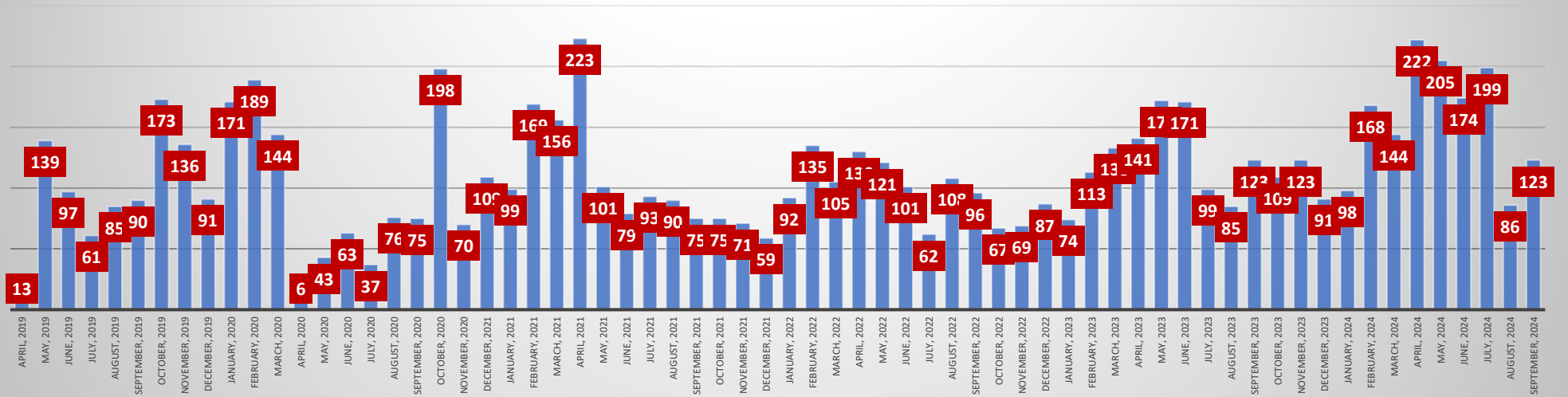
### FSVP Total Certificates By Month



Data reported for the past 2-3 months are subject to change due to lag in submission of course rosters by instructors. Data reconciled quarterly.

<b>Cumulative IAVA Data</b>		
<b>IAVA</b>		
Total Certificates Issued to Date	<b>Total</b>	7,382
	Domestic	3,227
	International	4,155
<b>Participant Courses Completed</b>		
Participant Courses Completed	<b>Total</b>	913
	Domestic	440
	International	473
<b>Lead Instructor</b>		
Lead Instructor Certificates to Date	<b>Total</b>	98
	Domestic	63
	International	35
<b>LI Courses Completed</b>		
LI Courses Completed	<b>Total</b>	8
	Domestic	8
	International	0

### IAVA Total Certificates By Month

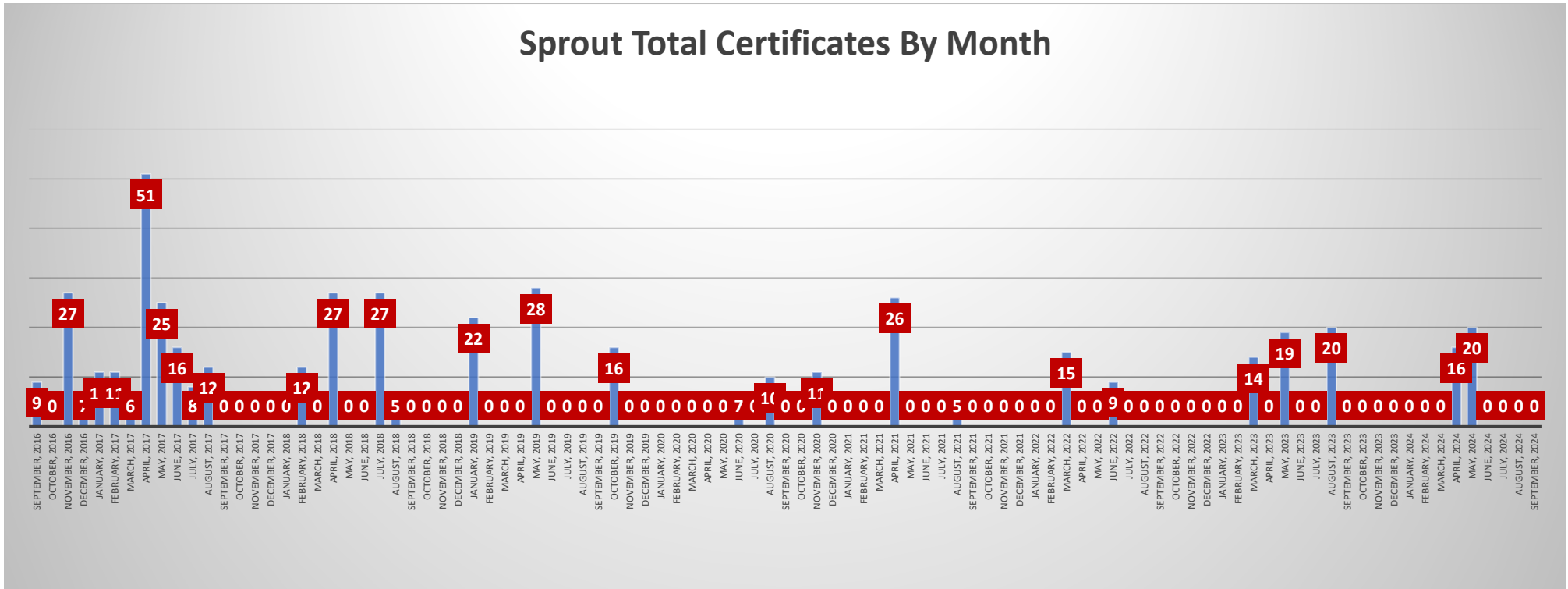


Data reported for the past 2-3 months are subject to change due to lag in submission of course rosters by instructors. Data reconciled quarterly.



<b>Cumulative Sprout Data</b>		
<b>Sprout</b>		
Total Certificates Issued to Date	<b>Total</b>	492
	Domestic	462
	International	30
Part 2 Certificates Issued <small>Part 2 certificate totals included with total certificates issued</small>	<b>Total</b>	261
	Domestic	258
	International	3
<b>Participant Courses Completed</b>		
Participant Courses Completed	<b>Total</b>	41
	Domestic	41
	International	0
<b>Sprout Blended</b>		
Part 1 Course Completions	<b>Total</b>	318
	Domestic	315
	International	3
Part 2 Course Completions	<b>Total</b>	21
	Domestic	21
	International	0
<b>Lead Instructor Certificates to Date</b>		
Lead Instructor Certificates to Date	<b>Total</b>	40
	Domestic	37
	International	3
<b>LI Courses Completed</b>		
LI Courses Completed	<b>Total</b>	9
	Domestic	9
	International	0

### Sprout Total Certificates By Month



Data reported for the past 2-3 months are subject to change due to lag in submission of course rosters by instructors. Data reconciled quarterly.

<b>Intentional Adulteration</b>		
Food Defense Awareness for the IA Rule	Number of times accessed	<b>306,372</b>
Food Defense Awareness for the IA Rule: Spanish	Number of times accessed	<b>42,568</b>
Overview of the Intentional Adulteration Rule (IA Rule)	Number of times accessed	<b>91,585</b>
<b>FSPCA IA Conducting Vulnerability Assessments using Key Activity Types</b>		
FSPCA IA Conducting Vulnerability Assessments using Key Activity Types	Completed	3,760
FSPCA IA Identification and Explanation of Mitigation Strategies	Completed	3,464
FSPCA IA Food Defense Plan Preparation and Reanalysis	Completed	1,864
<b>Current Good Manufacturing Practices (CGMPs) for Animal Food Production</b>		
	<b>Total</b>	<b>105</b>
	Domestic	101
	International	4