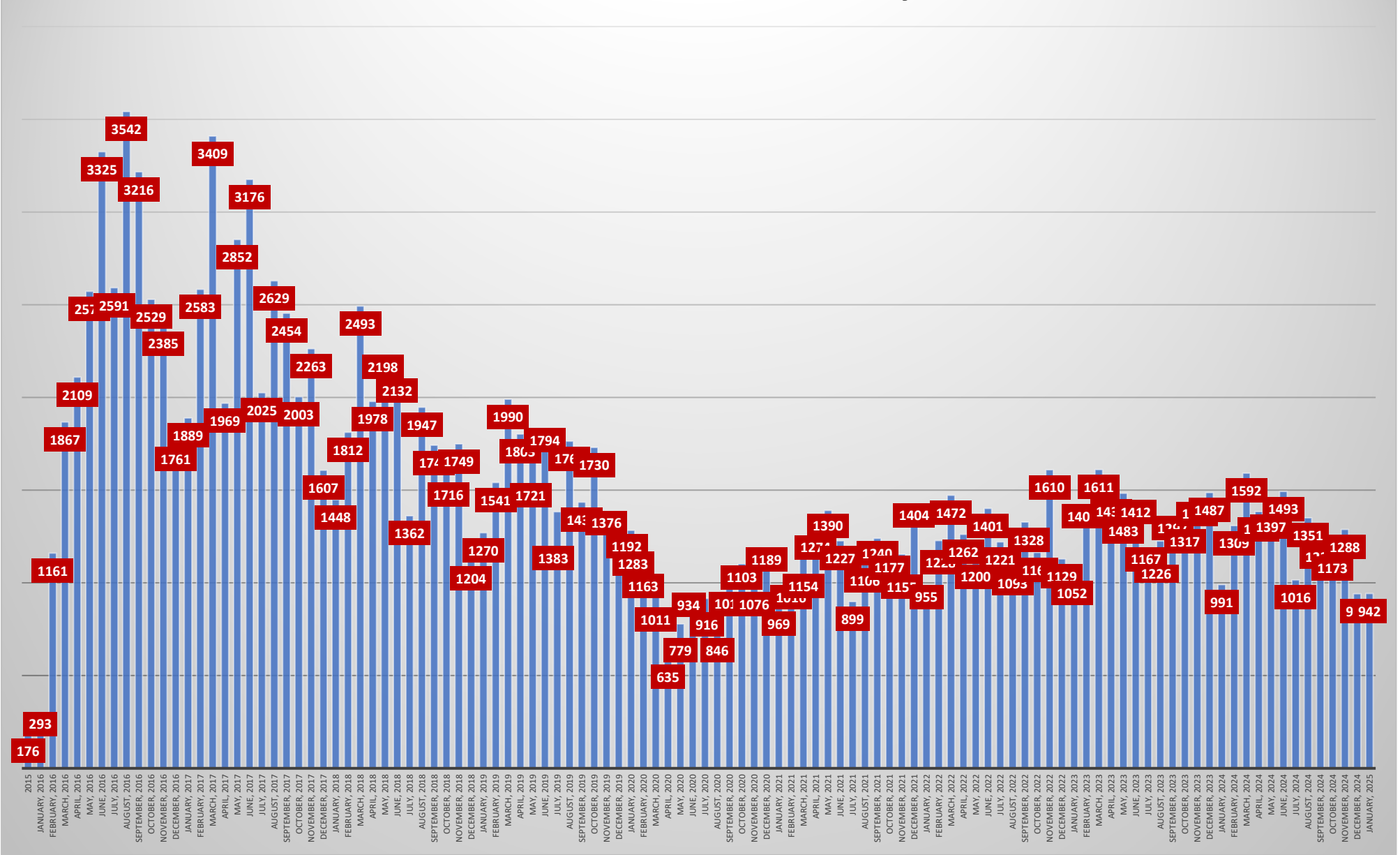


<b>Cumulative Human Food Data</b>		
<b>Human Food</b>		
Total Certificates Issued to Date	<b>Total</b>	170,915
	Domestic	98,872
	International	72,043
Certificates Issued Asynchronously Asynchronous certificate totals included with total certificates issued	<b>Total</b>	5,344
Part 2 Certificates Issued Part 2 certificate totals included with total certificates issued	<b>Total</b>	6,313
	Domestic	5,771
	International	542
Human Food v2.0 Certificates Issued HF v2.0 certificate totals included with total certificates issued (includes Pilot)	<b>Total</b>	581
	Domestic	381
	International	200
<b>Participant Courses Completed</b>		
Participant Courses Completed	<b>Total</b>	14,944
	Domestic	8,073
	International	6,871
Human Food v2.0 HF v2.0 course totals included with participant courses completed (includes Pilot)	<b>Total</b>	57
	Domestic	34
	International	23
<b>Human Food Blended</b>		
Part 1 Course Completions	<b>Total</b>	6,981
	Domestic	6,381
	International	600
Part 2 Courses Completed	<b>Total</b>	1,192
	Domestic	1,079
	International	113

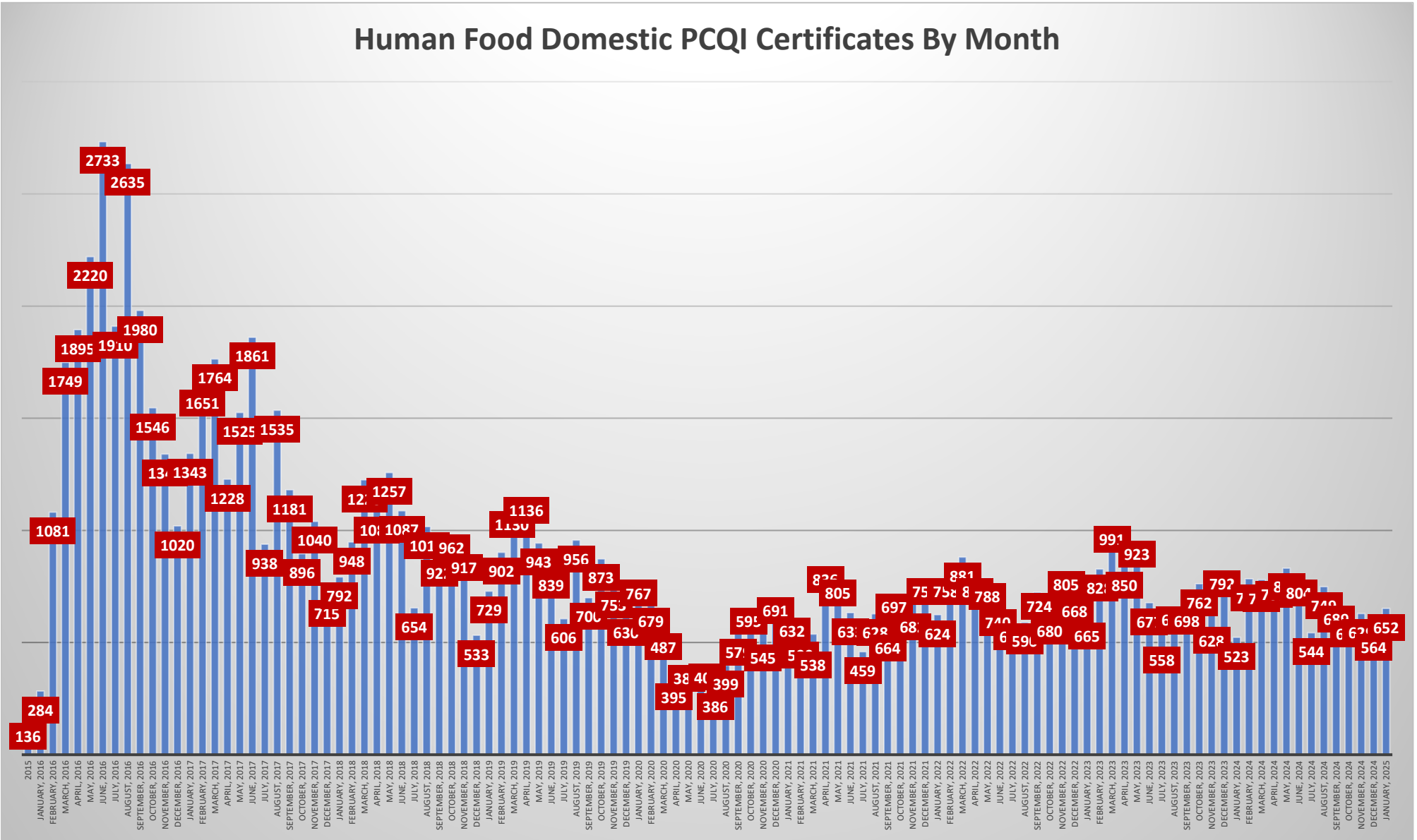
<b>Cumulative Human Food Data, continued</b>		
<b>Lead Instructor</b>		
Lead Instructor Certificates to Date	<b>Total</b>	2,293
	Domestic	1,370
	International	923
v2.0 Lead Instructor Certificates to Date <small>HF v2.0 certificate total are included with lead instructor certificates issued to date</small>	<b>Total</b>	0
	Domestic	0
	International	0
v2.0 Refresher Certificates to Date <small>HF v2.0 certificate total are included with total certificates issued</small>	<b>Total</b>	576
	Domestic	361
	International	215
LI Courses Completed	<b>Total</b>	110
	Domestic	72
	International	39
LI v2.0 Refresher Courses Completed	<b>Total</b>	34
	Domestic	34
	International	0
LI v2.0 Courses Completed <small>HF v2.0 certificate total are included with total certificates issued</small>	<b>Total</b>	0
	Domestic	0
	International	0

### Human Food Total PCQI Certificates By Month



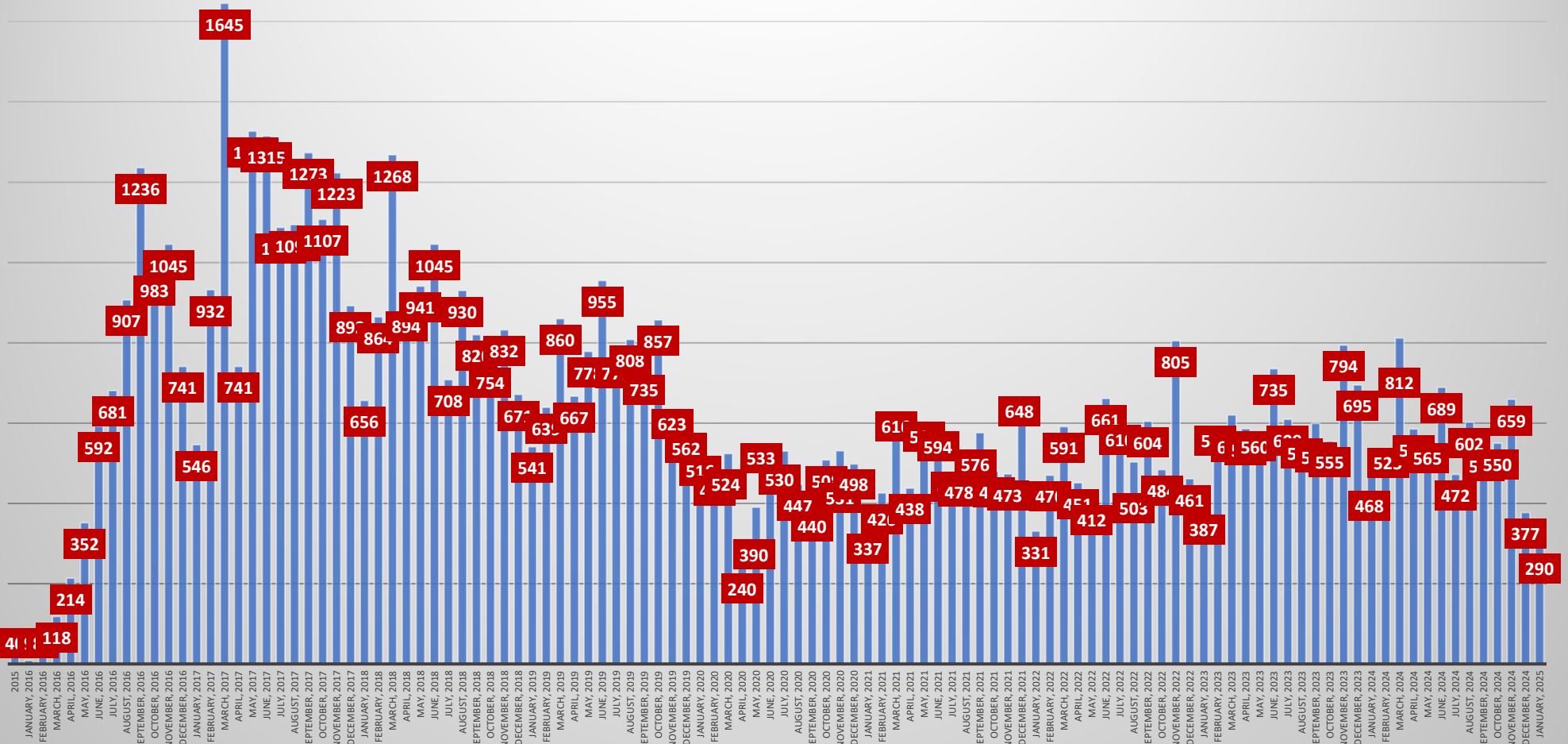
Data reported for the past 2-3 months are subject to change due to lag in submission of roster by instructors. Data reconciled quarterly.

### Human Food Domestic PCQI Certificates By Month



Data reported for the past 2-3 months are subject to change due to lag in submission of course rosters by instructors. Data reconciled quarterly.

### Human Food International PCQI Certificates By Month



Data reported for the past 2-3 months are subject to change due to lag in submission of course rosters by instructors. Data reconciled quarterly.

<b>Human Food Data By Country</b>			
<b>Country</b>	<b>Lead instructors</b>	<b>Courses Completed</b>	<b>Certificates Issued</b>
Afghanistan	0	0	2
Albania	0	0	2
Algeria	0	0	4
Andorra	0	0	1
Antigua and Barbuda	0	1	3
Argentina	14	80	1,022
Armenia	0	0	3
Australia	3	8	79
Austria	0	2	81
Azerbaijan	0	0	2
Bahamas	0	1	24
Bangladesh	3	1	51
Barbados	9	13	129
Belgium	4	27	183
Belize	0	3	37
Benin	1	4	32
Bolivia	0	6	152
Bosnia and Herzegovina	0	0	27
Botswana	0	0	2
Brazil	10	137	1,284
Bulgaria	1	4	23
Burkina Faso	0	0	3
Burundi	1	0	4
Cambodia	0	4	40
Cameroon	0	0	9
Canada	46	506	4,035
Cape Verde	0	0	4
Cayman Islands	1	0	8
Chile	21	180	1,814
China	107	368	5,415
Cocos (Keeling) Islands	0	0	1
Colombia	27	161	2,520
Congo, The Democratic Republic of the	0	0	2

Human Food Data By Country (cont.)			
Country	Lead instructors	Courses Completed	Certificates Issued
Costa Rica	13	106	1,041
Cote d'Ivoire	0	7	62
Croatia	1	9	40
Cuba	0	1	24
Cyprus	1	1	21
Czech Republic	0	0	8
Denmark	2	20	166
Dominica	0	1	1
Dominican Republic	13	53	647
Ecuador	28	146	1,650
Egypt	6	21	212
El Salvador	11	42	349
Estonia	0	0	4
Eswatini	0	0	1
Ethiopia	1	1	18
Fiji	0	3	57
Finland	0	1	13
France	12	229	1,336
Gambia	1	1	29
Georgia	0	1	10
Germany	5	117	1,075
Ghana	10	2	32
Greece	5	48	381
Grenada	0	1	22
Guadeloupe	0	0	1
Guam	1	0	0
Guatemala	33	98	1,368
Guyana	0	4	62
Haiti	2	5	47

<b>Human Food Data By Country (cont.)</b>			
<b>Country</b>	<b>Lead instructors</b>	<b>Courses Completed</b>	<b>Certificates Issued</b>
Honduras	8	32	548
Hong Kong	1	7	12
Hungary	2	12	44
India	129	336	3,098
Indonesia	3	101	651
Ireland	5	57	511
Israel	2	20	542
Italy	33	565	4,798
Jamaica	12	66	597
Japan	25	296	3,235
Jordan	0	1	11
Kazakhstan	0	0	1
Kenya	10	10	140
Korea, Democratic People's Republic of	0	0	33
Korea, Republic of	7	97	1,465
Kuwait	0	0	3
Latvia	0	0	2
Lebanon	3	7	162
Liberia	0	0	1
Liechtenstein	0	0	2
Lithuania	1	11	88
Luxembourg	0	3	37
Madagascar	2	10	132
Malawi	0	0	8
Malaysia	7	113	1,049
Maldives	0	1	17
Mali	0	0	1
Malta	0	0	1
Mauritius	1	4	51
Mexico	94	905	11,299



<b>Human Food Data By Country (cont.)</b>			
<b>Country</b>	<b>Lead instructors</b>	<b>Courses Completed</b>	<b>Certificates Issued</b>
Micronesia, Federated States of	0	0	1
Monaco	0	0	2
Morocco	0	6	158
Mozambique	0	0	3
Myanmar	0	0	5
Nepal	2	0	2
Netherlands	5	93	693
New Zealand	0	1	45
Nicaragua	0	14	239
Nigeria	1	0	38
North Macedonia	0	0	21
Norway	0	6	72
Oman	0	0	10
Pakistan	2	12	72
Panama	3	3	109
Papua New Guinea	0	0	2
Paraguay	10	18	364
Peru	46	174	1,807
Philippines	4	35	579
Poland	2	49	381
Portugal	2	26	282
Puerto Rico	0	1	3
Qatar	0	2	4
Romania	1	0	10
Russian Federation	0	0	5
Rwanda	0	0	46
Saint Lucia	1	0	3

<b>Human Food Data By Country (cont.)</b>			
<b>Country</b>	<b>Lead instructors</b>	<b>Courses Completed</b>	<b>Certificates Issued</b>
Saudi Arabia	0	1	50
Senegal	0	0	1
Serbia	0	0	31
Singapore	2	17	231
Slovakia	0	0	7
Slovenia	0	1	17
South Africa	1	5	103
Spain	24	398	3,389
Sri Lanka	3	23	211
Sudan	0	0	6
Sweden	0	2	36
Switzerland	1	23	234
Taiwan	10	115	1,919
Tanzania, United Republic of	1	2	10
Thailand	23	262	3,322
Tonga	0	0	5
Trinidad and Tobago	9	32	280
Tunisia	0	1	42
Turkey	5	80	743
Turks and Caicos Islands	0	0	1
Uganda	3	0	18
Ukraine	1	0	11
United Arab Emirates	3	2	61
United Kingdom	10	58	484
United States	1,370	8,016	98,872
Uruguay	0	15	165
Uzbekistan	1	0	1
Venezuela	0	0	38
Vietnam	8	130	1,451
Zambia	1	0	5
Zimbabwe	0	0	1

### Cumulative Animal Food Data

#### Animal Food

Total Certificates Issued to Date	<b>Total</b>	16,728
	Domestic	14,935
	International	1,793
Certificates Issued Asynchronously <small>Asynchronous certificate totals are included with total certificates issued</small>	<b>Total</b>	212
Part 2 Certificates Issued <small>Part 2 certificate totals are included with total certificates issued</small>	<b>Total</b>	798
	Domestic	776
	International	22

Participant Courses Completed	<b>Total</b>	1,403
	Domestic	1,235
	International	168

#### Animal Food Blended

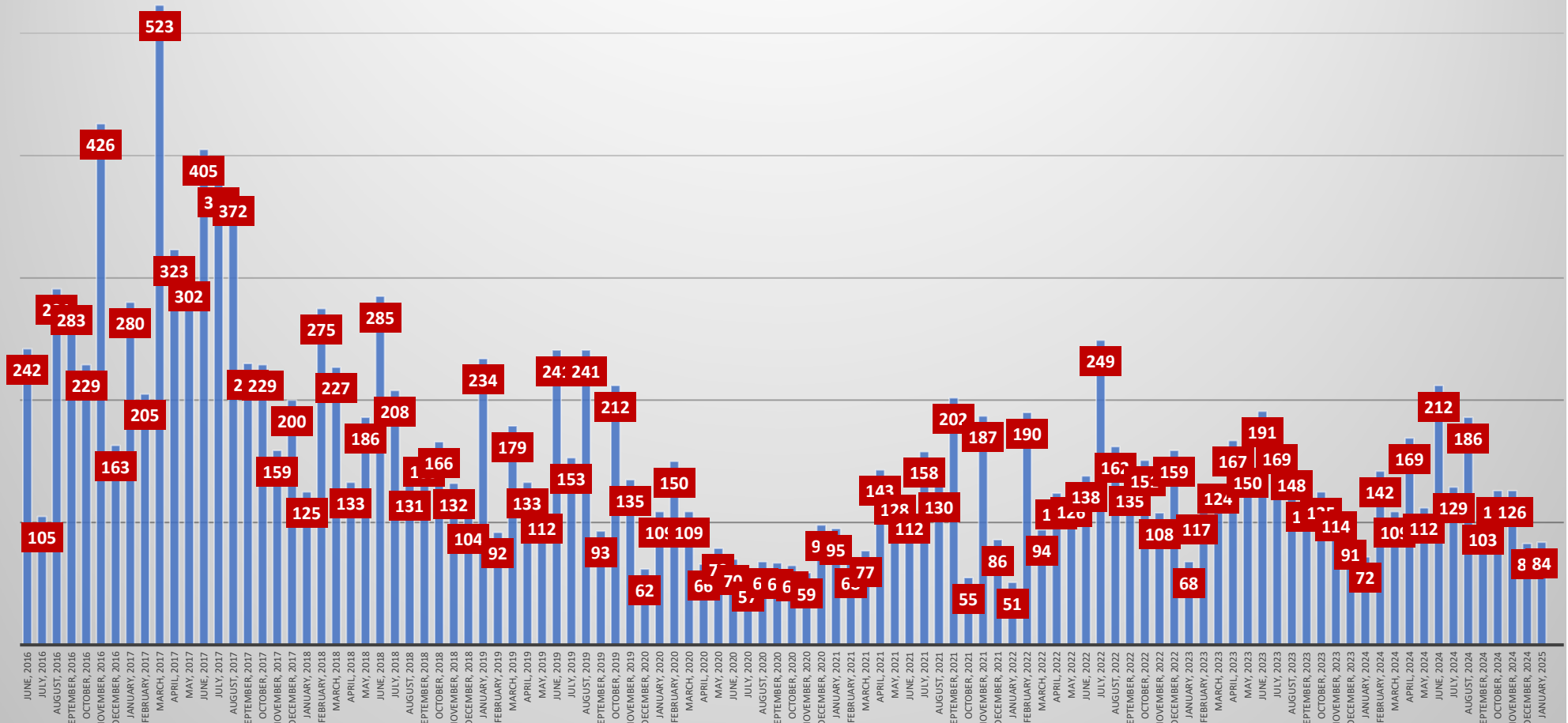
Part 1 Course Completions	<b>Total</b>	893
	Domestic	867
	International	26
Part 2 Courses Completed	<b>Total</b>	169
	Domestic	168
	International	1

#### Lead Instructor

Lead Instructor Certificates to Date	<b>Total</b>	362
	Domestic	287
	International	75
LI Courses Completed	<b>Total</b>	18
	Domestic	14
	International	4

Current Good Manufacturing Practices (CGMPs) for Animal Food Production	<b>Total</b>	109
	Domestic	105
	International	4

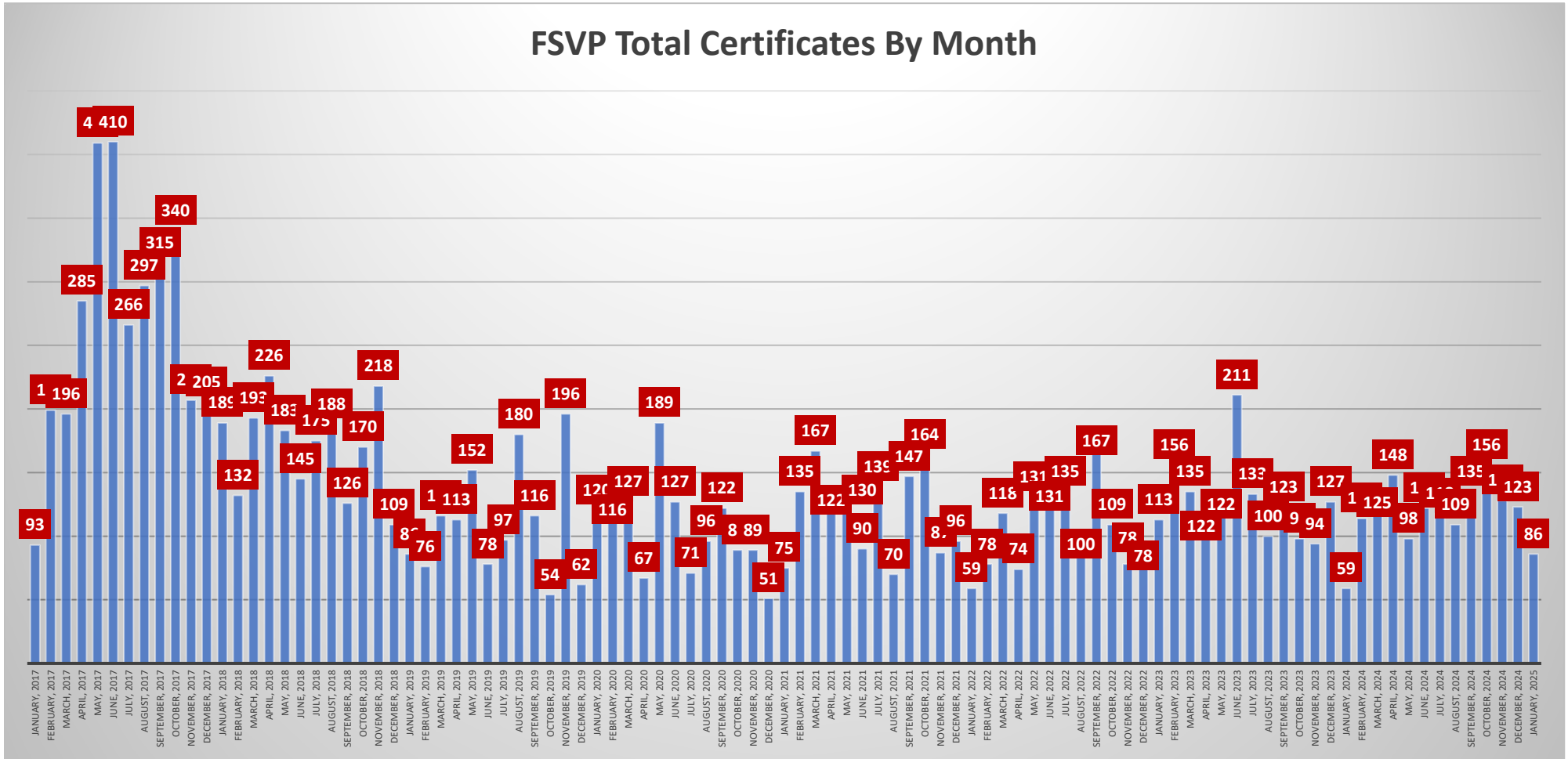
## Animal Food Total PCQI Certificates By Month



Data reported for the past 2-3 months are subject to change due to lag in submission of course rosters by instructors. Data reconciled quarterly.

<b>Cumulative FSVP Data</b>		
<b>FSVP</b>		
Total Certificates Issued to Date	<b>Total</b>	13,601
	Domestic	11,372
	International	2,229
Certificates Issued Asynchronously <small>Asynchronous certificate totals included with total certificates issued</small>	<b>Total</b>	735
Part 2 Certificates Issued <small>Part 2 certificate totals included with total certificates issued</small>	<b>Total</b>	540
	Domestic	505
	International	35
<b>Participant Courses Completed</b>		
Participant Courses Completed	<b>Total</b>	1,627
	Domestic	1,366
	International	261
<b>FSVP Blended</b>		
Part 1 Course Completions	<b>Total</b>	661
	Domestic	608
	International	53
Part 2 Courses Completed	<b>Total</b>	160
	Domestic	158
	International	2
<b>Lead Instructor</b>		
Lead Instructor Certificates to Date	<b>Total</b>	379
	Domestic	318
	International	61
<b>LI Courses Completed</b>		
LI Courses Completed	<b>Total</b>	18
	Domestic	18
	International	0

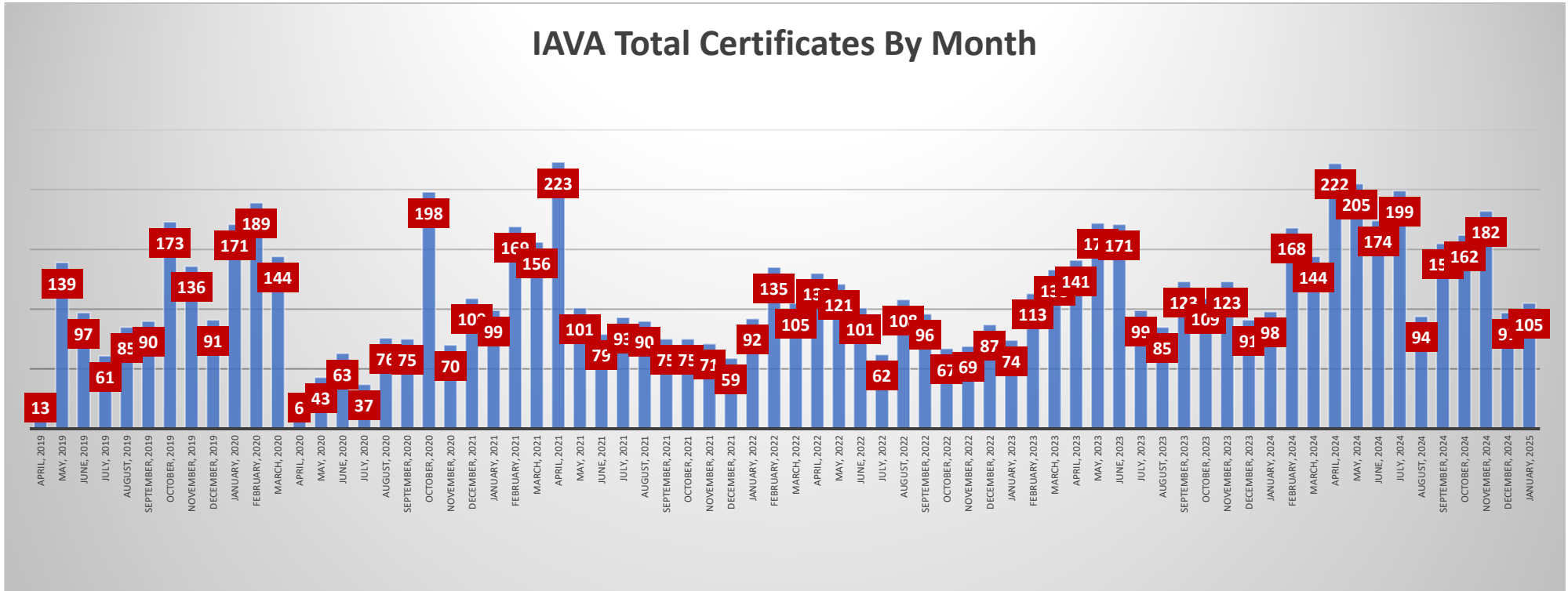
### FSVP Total Certificates By Month



Data reported for the past 2-3 months are subject to change due to lag in submission of course rosters by instructors. Data reconciled quarterly.

<b>Cumulative IAVA Data</b>		
<b>IAVA</b>		
Total Certificates Issued to Date	<b>Total</b>	7,968
	Domestic	3,448
	International	4,520
<b>Participant Courses Completed</b>		
Participant Courses Completed	<b>Total</b>	1,002
	Domestic	471
	International	531
<b>Lead Instructor</b>		
Lead Instructor Certificates to Date	<b>Total</b>	98
	Domestic	63
	International	35
<b>LI Courses Completed</b>		
LI Courses Completed	<b>Total</b>	8
	Domestic	8
	International	0
<b>Intentional Adulteration</b>		
Food Defense Awareness for the IA Rule	Number of times accessed	<b>322,063</b>
Food Defense Awareness for the IA Rule: Spanish	Number of times accessed	<b>44,729</b>
Overview of the Intentional Adulteration Rule (IA Rule)	Number of times accessed	<b>95,300</b>
<b>FSPCA IA Conducting Vulnerability Assessments using Key Activity Types</b>		
FSPCA IA Conducting Vulnerability Assessments using Key Activity Types	Completed	3,882
FSPCA IA Identification and Explanation of Mitigation Strategies	Completed	3,590
FSPCA IA Food Defense Plan Preparation and Reanalysis	Completed	1,995

### IAVA Total Certificates By Month

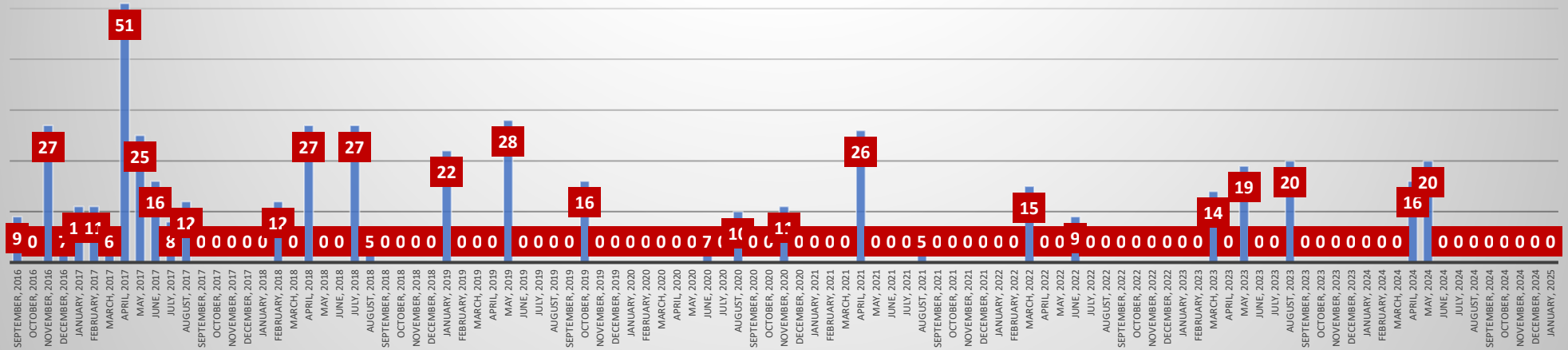


Data reported for the past 2-3 months are subject to change due to lag in submission of course rosters by instructors. Data reconciled quarterly.



<b>Cumulative Sprout Data</b>		
<b>Sprout</b>		
Total Certificates Issued to Date	<b>Total</b>	492
	Domestic	462
	International	30
Part 2 Certificates Issued <small>Part 2 certificate totals included with total certificates issued</small>	<b>Total</b>	261
	Domestic	258
	International	3
Participant Courses Completed	<b>Total</b>	43
	Domestic	41
	International	2
<b>Sprout Blended</b>		
Part 1 Course Completions	<b>Total</b>	324
	Domestic	321
	International	3
Part 2 Course Completions	<b>Total</b>	21
	Domestic	21
	International	0
Lead Instructor Certificates to Date	<b>Total</b>	40
	Domestic	37
	International	3
LI Courses Completed	<b>Total</b>	9
	Domestic	9
	International	0

### Sprout Total Certificates By Month



Data reported for the past 2-3 months are subject to change due to lag in submission of course rosters by instructors. Data reconciled quarterly.