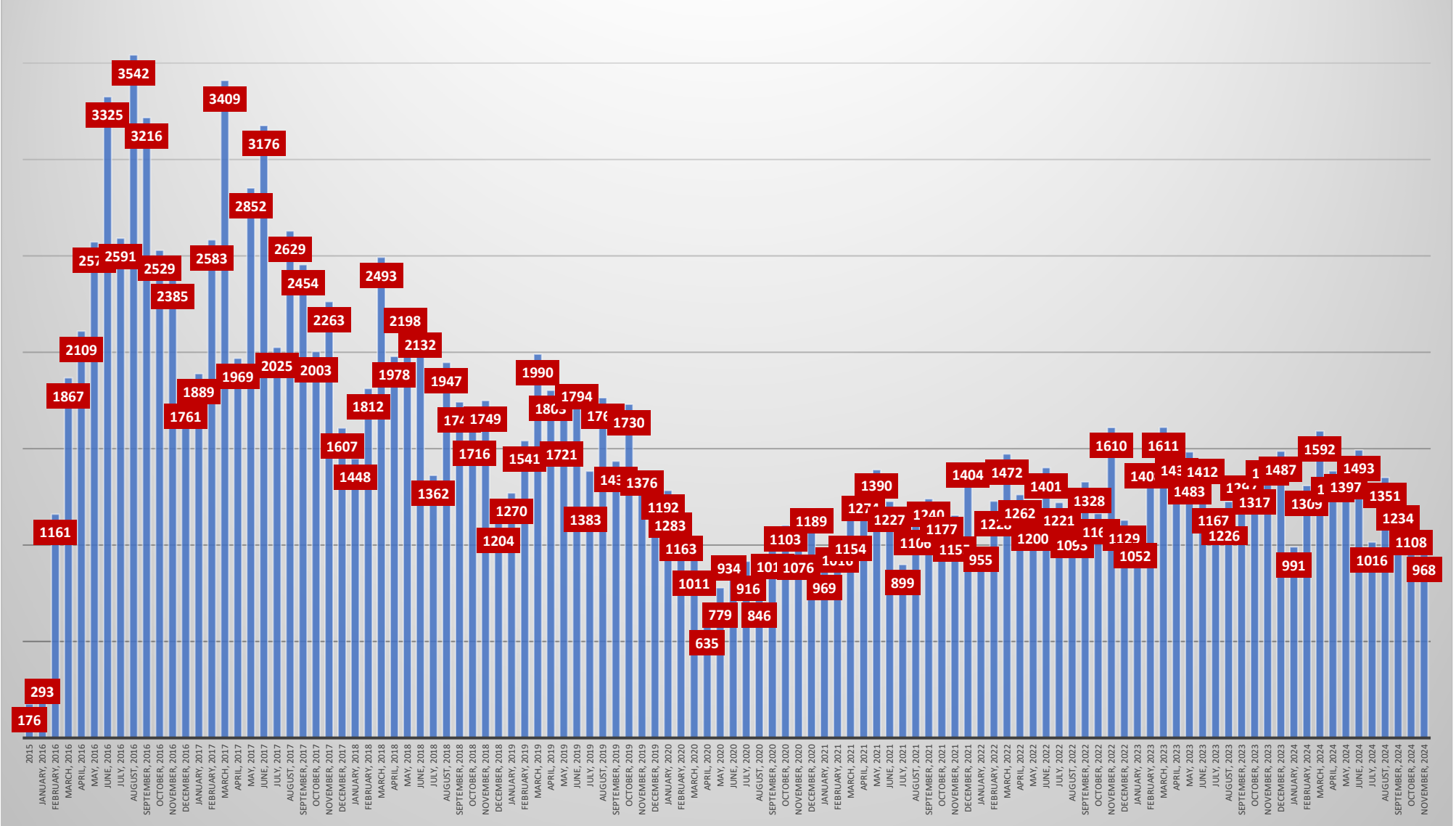


Cumulative Human Food Data		
Human Food		
Total Certificates Issued to Date	Total	168,509
	Domestic	97,513
	International	70,996
Certificates Issued Asynchronously Asynchronous certificate totals included with total certificates issued	Total	5,070
Part 2 Certificates Issued Part 2 certificate totals included with total certificates issued	Total	6,242
	Domestic	5,707
	International	535
Human Food v2.0 Certificates Issued (Pilot) HF v2.0 certificate totals included with total certificates issued	Total	50
	Domestic	49
	International	1
Participant Courses Completed		
Participant Courses Completed	Total	14,707
	Domestic	7,948
	International	6,759
Human Food v2.0 Pilot HF v2.0 course totals included with participant courses completed	Total	2
	Domestic	2
	International	0
Human Food Blended		
Part 1 Course Completions	Total	6,887
	Domestic	6,296
	International	591
Part 2 Courses Completed	Total	1,163
	Domestic	1,054
	International	109

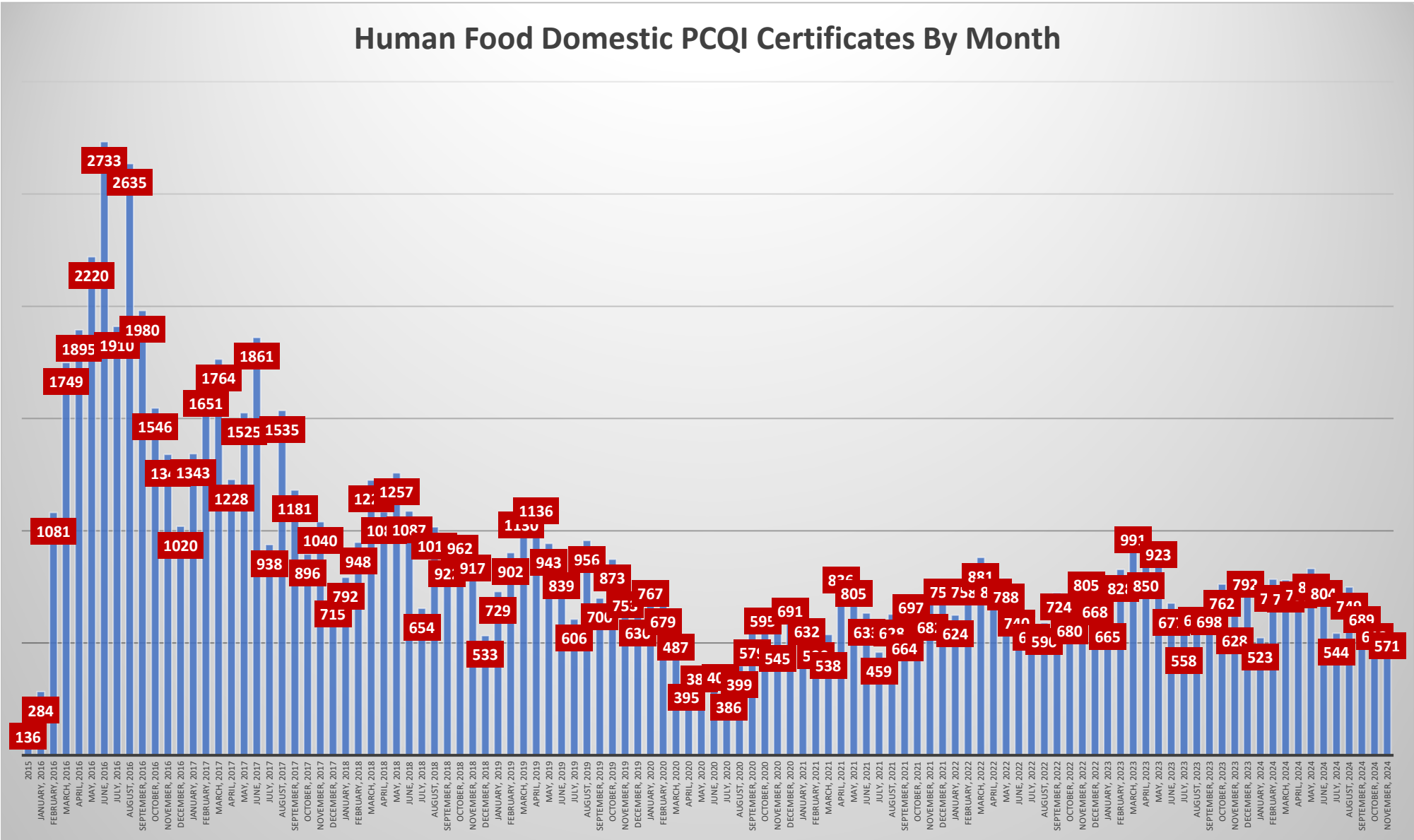
Lead Instructor		
Lead Instructor Certificates to Date	Total	2,293
	Domestic	1,370
	International	923
v2.0 Lead Instructor Certificates to Date HF v2.0 certificate total are included with lead instructor certificates issued to date	Total	0
	Domestic	0
	International	0
v2.0 Refresher Certificates to Date HF v2.0 certificate total are included with total certificates issued	Total	208
	Domestic	153
	International	55
LI Courses Completed	Total	110
	Domestic	72
	International	39
LI v2.0 Refresher Courses Completed	Total	10
	Domestic	10
	International	0
LI v2.0 Courses Completed HF v2.0 certificate total are included with total certificates issued	Total	0
	Domestic	0
	International	0

Human Food Total PCQI Certificates By Month



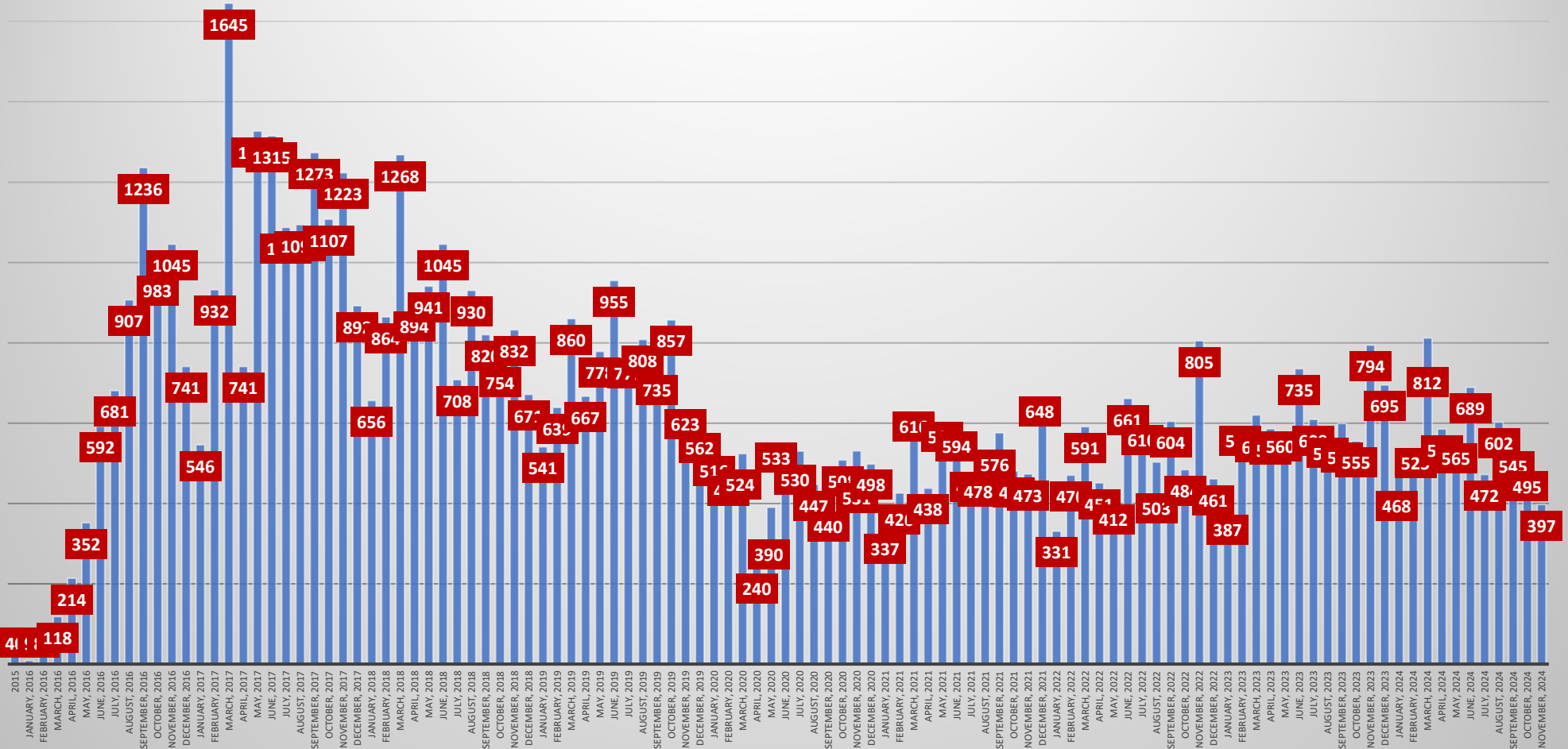
Data reported for the past 2-3 months are subject to change due to lag in submission of course rosters by instructors. Data reconciled quarterly.

Human Food Domestic PCQI Certificates By Month



Data reported for the past 2-3 months are subject to change due to lag in submission of course rosters by instructors. Data reconciled quarterly.

Human Food International PCQI Certificates By Month



Data reported for the past 2-3 months are subject to change due to lag in submission of course rosters by instructors. Data reconciled quarterly.

Human Food Data By Country			
Country	Lead instructors	Courses Completed	Certificates Issued
Afghanistan	0	0	2
Albania	0	0	2
Algeria	0	0	4
Andorra	0	0	1
Antigua and Barbuda	0	1	3
Argentina	14	80	1,016
Armenia	0	0	3
Australia	3	8	77
Austria	0	2	80
Azerbaijan	0	0	2
Bahamas	0	1	24
Bangladesh	3	1	51
Barbados	9	13	124
Belgium	4	27	179
Belize	0	3	37
Benin	1	4	32
Bolivia	0	6	151
Bosnia and Herzegovina	0	0	27
Botswana	0	0	2
Brazil	10	134	1,249
Bulgaria	1	4	23
Burkina Faso	0	0	3
Burundi	1	0	4
Cambodia	0	4	40
Cameroon	0	0	8
Canada	46	502	4,001
Cape Verde	0	0	4
Cayman Islands	1	0	8
Chile	21	178	1,785
China	107	362	5,325
Cocos (Keeling) Islands	0	0	1
Colombia	27	160	2,499
Congo, The Democratic Republic of the	0	0	2

Human Food Data By Country (cont.)			
Country	Lead instructors	Courses Completed	Certificates Issued
Costa Rica	13	105	1,030
Cote d'Ivoire	0	7	62
Croatia	1	9	40
Cuba	0	1	24
Cyprus	1	1	21
Czech Republic	0	0	8
Denmark	2	20	166
Dominica	0	1	1
Dominican Republic	13	52	640
Ecuador	28	144	1,627
Egypt	6	20	203
El Salvador	11	40	343
Estonia	0	0	4
Eswatini	0	0	1
Ethiopia	1	1	18
Fiji	0	3	57
Finland	0	1	13
France	12	224	1,315
Gambia	1	1	29
Georgia	0	1	10
Germany	5	116	1,048
Ghana	10	2	32
Greece	5	48	381
Grenada	0	1	22
Guadeloupe	0	0	1
Guam	1	0	0
Guatemala	33	95	1,331
Guyana	0	4	62
Haiti	2	5	47

Human Food Data By Country (cont.)

Country	Lead instructors	Courses Completed	Certificates Issued
Honduras	8	30	520
Hong Kong	1	7	12
Hungary	2	11	42
India	129	332	3,015
Indonesia	3	101	646
Ireland	5	55	492
Israel	2	20	541
Italy	33	560	4,731
Jamaica	12	66	598
Japan	25	292	3,182
Jordan	0	1	11
Kazakhstan	0	0	1
Kenya	10	10	140
Korea, Democratic People's Republic of	0	0	33
Korea, Republic of	7	96	1,460
Kuwait	0	0	3
Latvia	0	0	2
Lebanon	3	7	162
Liberia	0	0	1
Liechtenstein	0	0	2
Lithuania	1	10	82
Luxembourg	0	3	37
Madagascar	2	10	132
Malawi	0	0	8
Malaysia	7	112	1,045
Maldives	0	1	17
Mali	0	0	1
Malta	0	0	1
Mauritius	1	4	51
Mexico	94	895	11,152

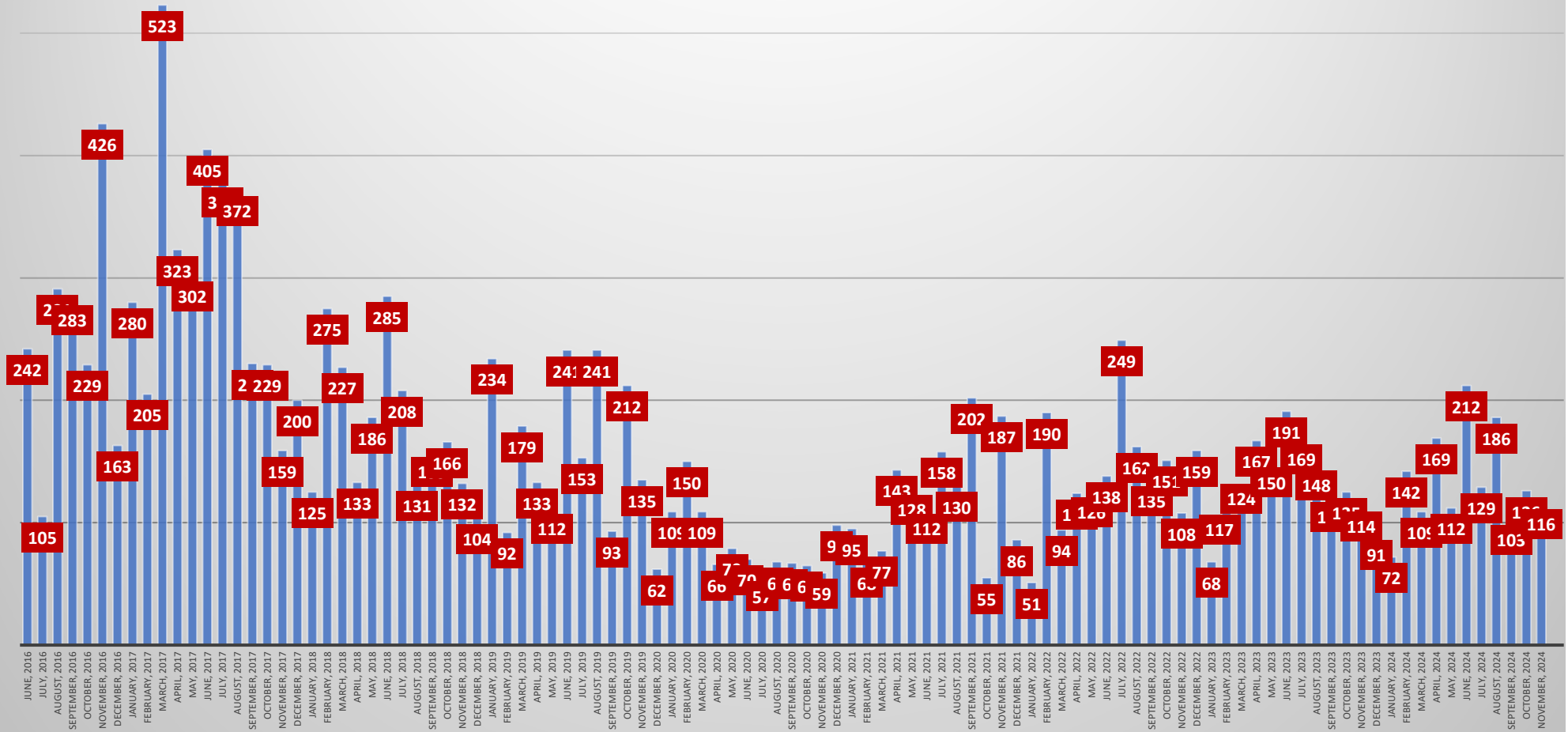
Human Food Data By Country (cont.)			
Country	Lead instructors	Courses Completed	Certificates Issued
Micronesia, Federated States of	0	0	1
Monaco	0	0	2
Morocco	0	5	143
Mozambique	0	0	3
Myanmar	0	0	5
Nepal	2	0	2
Netherlands	5	90	663
New Zealand	0	1	45
Nicaragua	0	14	238
Nigeria	1	0	38
North Macedonia	0	0	21
Norway	0	6	71
Oman	0	0	10
Pakistan	2	12	72
Panama	3	3	109
Papua New Guinea	0	0	2
Paraguay	10	18	364
Peru	46	169	1,778
Philippines	4	34	551
Poland	2	46	349
Portugal	2	26	282
Puerto Rico	0	1	3
Qatar	0	2	4
Romania	1	0	10
Russian Federation	0	0	5
Rwanda	0	0	46
Saint Lucia	1	0	3

Human Food Data By Country (cont.)

Country	Lead instructors	Courses Completed	Certificates Issued
Saudi Arabia	0	1	50
Senegal	0	0	1
Serbia	0	0	31
Singapore	2	17	231
Slovakia	0	0	7
Slovenia	0	1	17
South Africa	1	5	102
Spain	24	392	3,353
Sri Lanka	3	23	211
Sudan	0	0	6
Sweden	0	2	35
Switzerland	1	23	235
Taiwan	10	114	1,906
Tanzania, United Republic of	1	2	10
Thailand	23	261	3,293
Tonga	0	0	5
Trinidad and Tobago	9	32	275
Tunisia	0	1	42
Turkey	5	79	712
Turks and Caicos Islands	0	0	1
Uganda	3	0	17
Ukraine	1	0	11
United Arab Emirates	3	2	58
United Kingdom	10	58	481
United States	1,370	7,922	97,513
Uruguay	0	15	165
Uzbekistan	1	0	1
Venezuela	0	0	38
Vietnam	8	130	1,451
Zambia	1	0	5
Zimbabwe	0	0	1

Cumulative Animal Food Data		
Animal Food		
Total Certificates Issued to Date	Total	16,551
	Domestic	14,804
	International	1,747
Certificates Issued Asynchronously <small>Asynchronous certificate totals are included with total certificates issued</small>	Total	182
Part 2 Certificates Issued <small>Part 2 certificate totals are included with total certificates issued</small>	Total	776
	Domestic	754
	International	22
Participant Courses Completed		
Participant Courses Completed	Total	1,383
	Domestic	1,219
	International	164
Animal Food Blended		
Part 1 Course Completions	Total	871
	Domestic	845
	International	26
Part 2 Courses Completed	Total	164
	Domestic	163
	International	1
Lead Instructor		
Lead Instructor Certificates to Date	Total	362
	Domestic	287
	International	75
LI Courses Completed		
LI Courses Completed	Total	18
	Domestic	14
	International	4

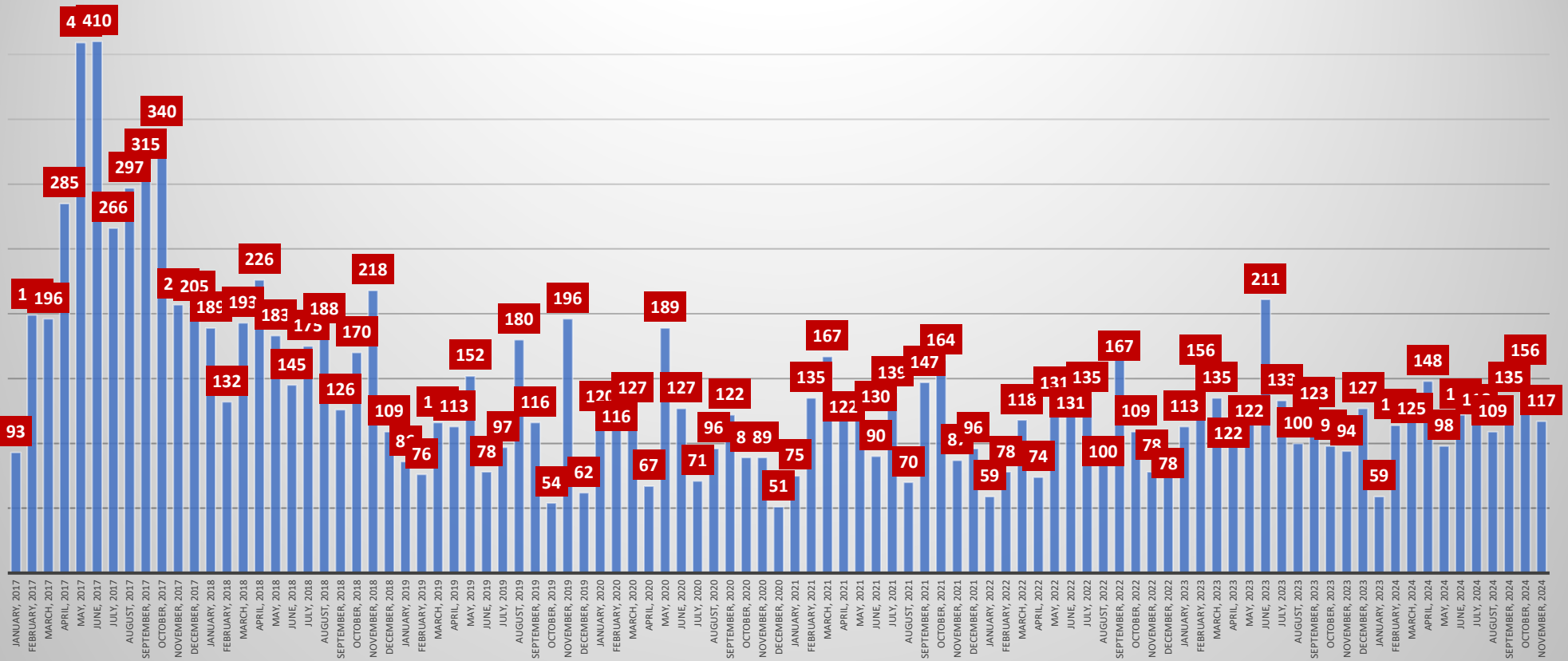
Animal Food Total PCQI Certificates By Month



Data reported for the past 2-3 months are subject to change due to lag in submission of course rosters by instructors. Data reconciled quarterly.

Cumulative FSVP Data		
FSVP		
Total Certificates Issued to Date	Total	13,381
	Domestic	11,190
	International	2,191
Certificates Issued Asynchronously <small>Asynchronous certificate totals included with total certificates issued</small>	Total	657
Part 2 Certificates Issued <small>Part 2 certificate totals included with total certificates issued</small>	Total	532
	Domestic	498
	International	34
Participant Courses Completed		
Participant Courses Completed	Total	1,600
	Domestic	1,343
	International	257
FSVP Blended		
Part 1 Course Completions	Total	658
	Domestic	606
	International	52
Part 2 Courses Completed	Total	155
	Domestic	153
	International	2
Lead Instructor		
Lead Instructor Certificates to Date	Total	379
	Domestic	318
	International	61
LI Courses Completed		
LI Courses Completed	Total	18
	Domestic	18
	International	0

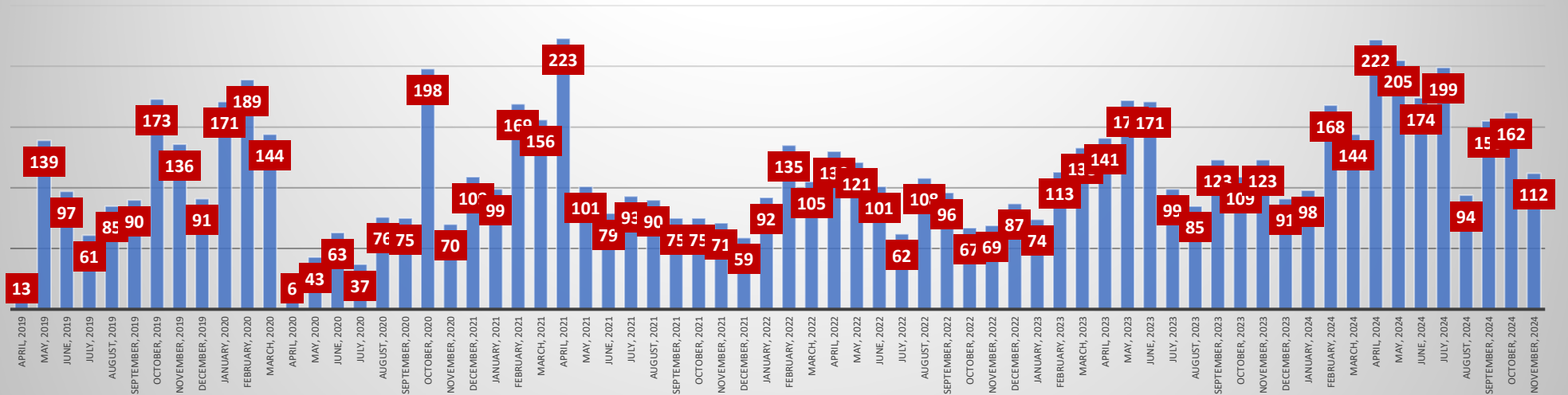
FSVP Total Certificates By Month



Data reported for the past 2-3 months are subject to change due to lag in submission of course rosters by instructors. Data reconciled quarterly.

Cumulative IAVA Data		
IAVA		
Total Certificates Issued to Date	Total	7,696
	Domestic	3,331
	International	4,365
Participant Courses Completed		
Participant Courses Completed	Total	966
	Domestic	457
	International	509
Lead Instructor		
Lead Instructor Certificates to Date	Total	98
	Domestic	63
	International	35
LI Courses Completed		
LI Courses Completed	Total	8
	Domestic	8
	International	0

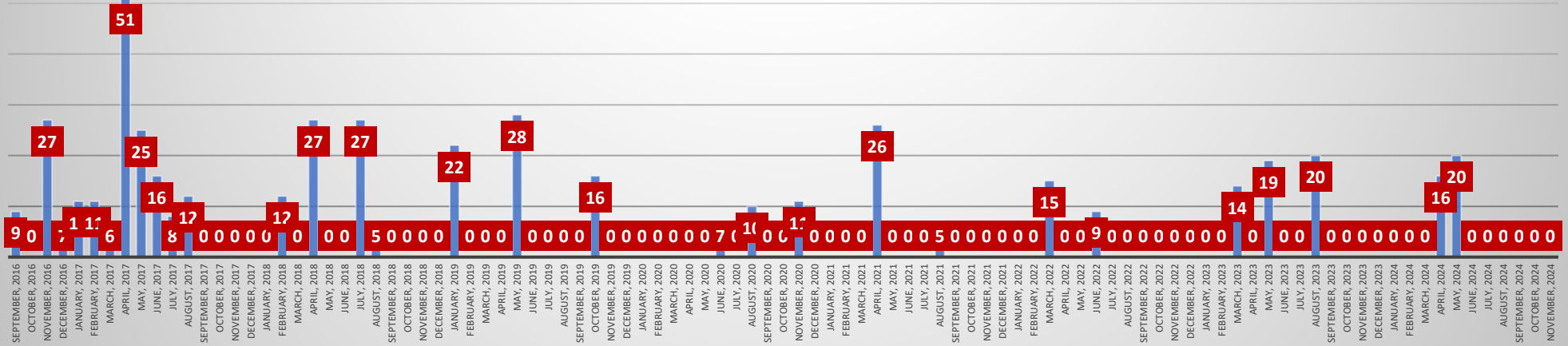
IAVA Total Certificates By Month



Data reported for the past 2-3 months are subject to change due to lag in submission of course rosters by instructors. Data reconciled quarterly.

Cumulative Sprout Data		
Sprout		
Total Certificates Issued to Date	Total	492
	Domestic	462
	International	30
Part 2 Certificates Issued <small>Part 2 certificate totals included with total certificates issued</small>	Total	261
	Domestic	258
	International	3
Participant Courses Completed		
Participant Courses Completed	Total	43
	Domestic	41
	International	2
Sprout Blended		
Part 1 Course Completions	Total	319
	Domestic	316
	International	3
Part 2 Course Completions	Total	21
	Domestic	21
	International	0
Lead Instructor Certificates to Date		
Lead Instructor Certificates to Date	Total	40
	Domestic	37
	International	3
LI Courses Completed		
LI Courses Completed	Total	9
	Domestic	9
	International	0

Sprout Total Certificates By Month



Data reported for the past 2-3 months are subject to change due to lag in submission of course rosters by instructors. Data reconciled quarterly.

Intentional Adulteration		
Food Defense Awareness for the IA Rule	Number of times accessed	313,654
Food Defense Awareness for the IA Rule: Spanish	Number of times accessed	43,532
Overview of the Intentional Adulteration Rule (IA Rule)	Number of times accessed	92,976
FSPCA IA Conducting Vulnerability Assessments using Key Activity Types		
FSPCA IA Conducting Vulnerability Assessments using Key Activity Types	Completed	3,825
FSPCA IA Identification and Explanation of Mitigation Strategies	Completed	3,525
FSPCA IA Food Defense Plan Preparation and Reanalysis	Completed	1,930
Current Good Manufacturing Practices (CGMPs) for Animal Food Production		
	Total	106
	Domestic	102
	International	4